

BULK CABLE - AUDIO




OVERVIEW BULK CABLE AUDIO

Name:	STAGE 22 HIGHFLEX	CLUB SERIES MKII	SC-SOURCE MKII HIGHFLEX	SC-PRIMUS	SC- MICRO- STAGE	SC- SYMBIOTIC/ SYMBIOTIC 3	SC-CLUB RED ZILK & BLACK ZILK	SC-GALILEO 238 & 238 PLUS	SC- CARBOKAB 225
Page:	37	37	38	38	39	39	40	40	41
Type:	Microphone cable								Studio microph. cable AES/EBU
Jacket-Ø (outer dimension) [mm]:	6.4/6.5	6.5	6.5	6.7	5.8	5.2	7.3	7.0	7.6
Conductor construction [mm ²]:	2x0.22 AWG24	2x0.34 AWG22	2x0.25 AWG23	2x0.50 AWG20	2x0.14 AWG26	2/3x0.20 AWG24	2x0.25 AWG23	2x0.38 AWG21	2x0.25 AWG23
Insulation:	PE	PE	PE	PE	Foam/Skin-PE	PE/PP	HD-PP	PE	HD-PP
Copper spiral shield./double copper spiral shield.:	■/-		■/-	■/-	■/-	-/■	■/-	-/■	
Copper-cross mesh shielding:		■							■
Foil shield/fleece shield, conductive:			■/■	-/■				■/-	-/■
Carbon shield:							■		
Drain wire:									■
Digital:					■		■		■
Halogen-free/FRNC/PUR:		-/■/-	■/■/■	-/■/-		■/-/■			
AQUA/E30/E90/TERRA:									
Mobile/Installation/ELA:	■/■/-	■/■/■	■/■/■	■/■/■	■/■/-	■/■/-	■/■/-	■/■/-	■/■/-
Shielding factor:	99%	95%	100%	100%	95%	100%	100%	100%	100%
Capacitance cond./cond. per 1 m [pF]:	68	58	60	80	48	95	50	50	46
Capacitance cond./shield. per 1 m [pF]:	130	115	110	145	120	130	100	100	90
Shielding resistance per 1 km [Ω]:	30	25	25	27	30	25	10	20	< 10
Conductor resistance per 1 km < [Ω]:	87	55	78	37	130	94	78	52	78

Color:	Type:	ORDER NO.								
■ black	PVC	200-0001	200-0051	200-0101	200-0151	200-0371	200-0601	-	200-0251	200-0281
	PVC, semi-transparent	-	-	-	-	-	-	200-0711	-	-
	PUR, halogen-free	-	-	201-0101	-	-	-	-	-	-
	FRNC, halogen-free	-	200-0051F	200-0101F	200-0151F	-	-	-	-	-
	without imprint	200-0001NE	200-0051NE	-	-	-	-	-	-	-
	TPE, 3-wire	-	-	-	-	-	200-0601H3	-	-	-
	Plus version	-	-	-	-	-	-	-	200-0271	-
■ blue	PVC	200-0002	200-0052	200-0102	200-0152	200-0372	-	-	-	
■ red	PVC	200-0003	200-0053	200-0103	-	-	-	-	-	
■ wine-red	PVC	-	-	-	-	-	-	200-0713	-	
■ grey	PVC	200-0006	-	-	-	-	-	-	-	
■ yellow	PVC	200-0007	-	-	-	-	-	-	-	
■ green	PVC	200-0004	-	-	-	-	-	-	-	
■ violet	PVC	200-0008	-	-	-	-	-	-	-	
■ vintage tweed	PVC/Tweed	-	200-0057V	-	-	-	-	-	-	
■ olive green	PVC	200-008M	-	-	-	-	-	-	-	

A large selection of hi-fi bulkware and ready-made cables can be found in our latest **HICON** complete catalog.

For more information please visit
www.hicon-hifi.com




Name:	SC-AQUA MARINEX MIKRO	SC-SQUARE 4-CORE MKII HIGHFLEX	SC-OCTAVE TUBE	TEMPOFLEX MICROPHONE	SC-SCUBA 14 HIGHFLEX	SC-GOBLIN	SC-PEACOCK MKII	SC-ISOPOD SO-F22	SC-ISOPOD SO-F50
Page:	41	42	42	43	43	44	44	45	45
Type:	Microphone cable transversely watertight	Microphone cable	Tube microphone cable	Microphone cable high-temp	Patch and microphone cable			Balanced patch cable	
Jacket-Ø (outer dimension) [mm]:	4.6 / 7.2	6.5	6.5	7.3	3.8	4.6	4.5x9.2	3.3	4.2
Conductor construction [mm²]:	AWG26 / AWG23	4x0.20 AWG24	5x0.14(AWG26) 2x0.50(AWG20)	2x0.34 AWG22	2x0.14 AWG26	2x0.14 AWG26	2x2x0.22 AWG24	2x0.22 AWG24	2x0.50 AWG21
Insulation:	PVC/PUR	PE	PE	Cross-linked Polyolefin	PE	PE	Foam/Skin-PE	PE/PP	PE
Copper spiral shield./double copper spiral shield.:	■/■	■/-	■/-			■/-	■/-		
Copper-cross mesh shielding:				■	■				
Foil shield/fleece shield, conductive:		-/■	-/■			-/■		■/-	■/-
Carbon shield:									
Drain wire:								■	■
Aramid strain relief:				■					
Digital:	■						■	■	■
Halogen-free/FRNC/PUR:	■/-/■							-/■/-	
AQUA/E30/E90/TERRA:	■/-/-/-								
Mobile/Installation/ELA:	■/■/■	■/■/-	-/■/-	■/■/■		-/■/-	-/■/-	-/■/-	-/■/-
Shielding factor:	95%	100%	100%	100%	90%	100%	95%	100%	100%
Capacitance cond./cond. per 1 m [pF]:	65/50	65	69	50	65	65	70	74	100
Capacitance cond./shield. per 1 m [pF]:	190	120	120	90	130	120	125	143	160
Shielding resistance per 1 km [Ω]:	29.1/23.8	20	17	25	30	30	36	75	75
Conductor resistance per 1 km < [Ω]:	78	98	140	55	135	140	90	88	39

Color:	Type:	ORDER NO.								
■ black	PVC	-	200-0301	-	-	200-0311	200-0351	200-0551	200-0401	-
	PVC, without imprint	-	200-0301NE	-	-	-	-	-	-	-
	PUR, 0.14 mm²	200-0141AQ	-	-	-	-	-	-	-	-
	PUR, 0.25 mm²	200-0241AQ	-	-	-	-	-	-	-	-
	TPE	-	-	-	200-0051T	-	-	-	-	-
	FRNC	-	-	-	-	-	-	-	200-0401F	-
■ blue	PVC	-	-	-	-	200-0352	200-0552	200-0402	-	-
■ red	PVC	-	-	-	-	200-0313	200-0353	-	200-0403	-
■ grey	PVC	-	-	-	-	200-0316	200-0356	-	200-0406	201-0406
	PVC, 110	-	-	-	-	-	-	-	500-0406	-
■ dark grey	PVC	-	-	200-0186	-	-	-	-	-	-
□ white	PVC	-	-	-	-	-	200-0350	-	200-0400	-
	PUR, 0.14 mm²	200-0140AQ	-	-	-	-	-	-	-	-
■ yellow	PVC	-	-	-	-	200-0317	-	-	200-0407	-
■ green	PVC	-	-	-	-	200-0314	-	-	200-0404	-
■ orange	PVC	-	-	-	-	-	-	-	200-0405	-
■ violet	PVC	-	-	-	-	-	-	-	200-0408	-

Name:	SC-CICADA SO-D14	TRICONE MKII	TRICONE XXL	SC-SPIRIT	SC-SPIRIT XXL	SC-SPIRIT BLACK ZILK	SC-SPIRIT LLX	SC-CLASSIQUE
Page:	45	46	46	47	47	48	48	49
Type:	Patch and microphone cable	Instrument cable		Guitar cable				
Jacket-Ø (outer dimension) [mm]:	2.6	5.9	5.9	7.0	6.8	7.2	7.5	6.5
Conductor construction [mm ²]:	2x0.14 AWG26	1x0.22 AWG24	1x0.50 AWG20	1x0.50 AWG20	1x0.75 AWG18	1x0.25 AWG24	1x0.38 AWG21	1x0.50 AWG20
Insulation:	PE	Foam/ Skin-PE	Foam/ Skin-PE	Foam/ Skin-PE	Foam/ Skin-PE	Foam/ Skin-PE	Foam/ Skin-PVC	Foam/ Skin-PE
Copper spiral shield./double copper spiral shield.:	■/-	■/-				■/-		
Copper-cross mesh shielding:			■	■	■		■	■
Foil shield/fleece shield, conductive:								
Carbon shield:		■	■	■	■	■	■	■
Drain wire:	■							
Digital:								
Halogen-free/FRNC/PUR:	-/-/■							
AQUA/E30/E90/TERRA:								
Mobile/Installation/ELA:	-/■/-	■/■/-	■/■/■	■/■/-	■/■/-	■/■/-	■/■/-	■/-/-
Shielding factor:	95%	100%	100%	100%	100%	100%	93%	100%
Capacitance cond./cond. per 1 m [pF]:	65							
Capacitance cond./shield. per 1 m [pF]:	120	<85	<85	78	86	80	52	78
Shielding resistance per 1 km [Ω]:	30							
Conductor resistance per 1 km < [Ω]:	148	90	90	39	25	90	48	36

Color:	Type:	ORDER NO.							
■ black	PVC	-	300-0021	300-0271	300-0051	-	-	300-0091	-
	PVC, without imprint	-	300-0021NE	-	-	-	-	-	-
	PUR	200-0451	-	-	-	-	-	-	-
	transparent	-	-	-	-	300-0071	-	-	-
	semi-transparent	-	-	-	-	-	300-0351	-	-
■ blue	PVC	-	300-0022	300-0272	-	-	-	-	-
■ red	PVC	-	300-0023	300-0273	-	-	-	-	-
■ green	PVC	-	300-0024	-	-	-	-	-	-
□ white	PVC	-	-	300-0270	-	-	-	-	-
■ tweed-yellow	PVC	-	-	-	-	-	-	-	300-0117
■ black-white	PVC	-	-	-	-	-	-	-	300-0110
■ black-blue	PVC	-	-	-	-	-	-	-	300-0112




Name:	COLONEL INCREDIBLE	SC-CORONA	TRICONE SYMASYM	SC-TRICONE 241P	SC-STRATOS	SC-ONYX TYNEE	SC-ONYX 2008	SC-ONYX 2025 MKII	SC-SINUS CONTROL
Page:	49	50	50	51	52	52	53	53	53
Type:	Instrument cable high end	Instrument, hi-fi, AV phono cables	Instrument, patch/audio combo cable	Instr., Patch, CAT, Power Hybrid Cable	HiFi NF-phono cable	Instrument and patch cable			Instrument cable
Jacket-Ø (outer dimension) [mm]:	7.2	6.7	11.5	21.8	8.5	4.0	2.6x5.9	3.8x8.3	6.2x15
Conductor construction [mm ²]:	2x0.35 AWG22	1x0.50 AWG20	1x0.22+1x(2x0.14) AWG24/26	4x0.22+2x2x0.14+4x2x0.14+3x0.75	1x0.34 AWG22	1x0.22 AWG24	2x1x0.08 AWG28	2x1x0.25 AWG24	2x0.35+1x0.35 AWG22
Insulation:	PE	PE	Foam/Skin-PE, PE	Foam/Skin-PE	PE/PP	PE	PE-HD	PE	Foam/Skin-PE
Copper spiral shield./double copper spiral shield.:			■	■		■/-	■/-	■/-	
Copper-cross mesh shielding:	■	■	■		■				■
Foil shield/fleece shield, conductive:									■/-
Carbon shield:		■		■	■				
Drain wire:									
Digital:									
Halogen-free/FRNC/PUR:									
AQUA/E30/E90/TERRA:									
Mobile/Installation/ELA:	■/■/-	-/■/-	■/■/-	■/■/-	-/■/-	-/■/-	-/■/-	-/■/-	-/■/-
Shielding factor:	100%	100%	100%	100%	100%	95%	90%	90%	90%
Capacitance cond./cond. per 1 m [pF]:	41								
Capacitance cond./shield. per 1 m [pF]:	130	78	85	85	75	125	120	120	75
Shielding resistance per 1 km [Ω]:									
Conductor resistance per 1 km < [Ω]:	55	36	90	90	53	85	220	115	53

Color:	Type:	ORDER NO.								
■ olive green	PVC	300-008M	-	-	-	-	-	-	-	-
■ black	PVC	-	-	301-1101	301-2413	-	300-0031	320-0061	320-0101	-
□ transparent	PVC	-	800-0079	-	-	-	-	-	-	-
■ blue	PVC	-	-	-	-	-	-	-	320-0102	320-0252
■ grey	PVC	-	-	-	-	800-0056	-	-	-	-

BULK CABLE - AUDIO


Name:	SC-SEMICOLON 2 AES/EBU PATCH	SC-SEMICOLON 4 AES/EBU PATCH	SC-PEACOCK AES/EBU	SC-BINARY 234 AES/EBU MKII	SC-BINARY 434 DMX512	SC-BINARY 422 TP DMX512	SC-KOLORITH 1	SC-KOLORITH MINI
Page:	54	54	54	55	55	56	56	56
Type:	AES/EBU & DMX cable						BUS control cable	
Jacket-Ø (outer dimension) [mm]:	5.0	5.2	4.5x9.2	6.2/5.6	7.0	8.0	7.4	6.5
Conductor construction [mm²]:	2x0.22	4x0.14	2x2x0.22	2x0.34	4x0.34	4x0.22	2x0.35	0.25+P
	AWG24	AWG26	AWG24	AWG22	AWG22	AWG24	AWG21	AWG23
Insulation:	Foam/ Skin-PE	Foam/ Skin-PE	Foam/ Skin-PE	Foam/ Skin-PE	PE	Foam/ Skin-PE	PP	PP
Copper spiral shield./double copper spiral shield.:	■/-	■/-	■/-	■/-				
Copper-cross mesh shielding:					■	■		
Foil shield/fleece shield, conductive:	■/■	-/■		-/■	■/-	■/-	■/-	■/-
Carbon shield:								
Drain wire:							■	■
Digital:	■	■	■	■	■	■	■	■
Halogen-free/FRNC/PUR:	■/■/-	■/-/■		■/■/-			■/■/-	■/■/-
AQUA/E30/E90/TERRA:					-/-/-/■	-/-/-/■		
Mobile/Installation/ELA:	-/■/-	-/■/-	-/■/-	■/■/■	■/■/■	■/■/■	■/■/■	■/■/■
Shielding factor:	100%	100%	95%	100%	100%	100%	100%	100%
Capacitance cond./cond. per 1 m [pF]:	45	40	70	< 63	58	45	65	73
Capacitance cond./shield. per 1 m [pF]:	95	80	125	115	100	110	104	115
Shielding resistance per 1 km [Ω]:			36	28	15	15	25	30
Conductor resistance per 1 km < [Ω]:	80	< 140	90	53	53	87	60	90

Color:	Type:	ORDER NO.							
■ black	PVC	520-0101	520-0141	200-0551	520-0051	540-0051	-	500-0101-1	-
	PVC, mini	-	-	-	-	-	-	-	500-0111-1
	S-PVC	-	-	-	-	-	542-0051	-	-
	FRNC	-	-	-	520-0051F	540-0051F	-	500-0101-1F	-
	FRNC, mini	-	-	-	-	-	-	-	500-0111-1F
	PUR	-	521-0141	-	-	-	-	-	-
	PUR-BLEND	-	-	-	521-0051	541-0051	-	-	-
PE	-	-	-	-	540-0051PE	-	-	-	
■ grey	PVC	-	-	-	520-0056	540-0056	-	-	-
■ blue	PVC	520-0102	-	-	520-0052	-	-	-	-
	S-PVC	-	-	200-0552	-	-	542-0052	-	-
	FRNC	520-0102F	-	-	-	-	-	-	-
□ white	PVC	-	520-0140	-	-	-	-	-	



Name:	SC-PLANET	SC-QUANTUM HIGHFLEX	SC-MISTRAL	SC-TRANSFER HIGHFLEX	SC-PEGASUS	SC-AURA DMCK	SC-MATRIX
Page:	57	58	59	60	61	62	63
Type:	Multipair Audio	Multipair Stage, Studio & Installation	Multipair Studio, Installation	Multipair Stage + OB VAN	Multipair Studio High End	Compact-Multipair	Multipair Mod. Cable
Jacket-Ø (outer dimension) [mm]:	8.0 - 12.4	8.5 - 29.0	9.0 - 26.8	9.9 - 21.8	13.5 - 21.0	12.0 - 14.4	10.0 - 21.5
Color of outer jacket:	■	■	■	■	■	■	■
Conductor construction [mm²]:	x 2 x 0.19 AWG24	x 2 x 0.14 AWG26	x 2 x 0.22 AWG24	x 2 x 0.14 AWG26	x 4 x 0.20 AWG24	x 2 x 0.15 AWG26	x 2 x 0.25 AWG23
Insulation:	PE	Skin-PE	Foam/Skin-PE	PE/TPC-ET	Foam/Skin-PE	PE	Foam/Skin-PE
Copper spiral shield./double copper spiral shield.:		■/-		■/-	■/-	■/-	■/-
Copper-cross mesh shielding:				■	■	■	■
Foil shield/fleece shield/Drain wire:	■/-/■		■/-/■		■/-/-		
Digital:		■	■		■	■	■
Halogen-free/FRNC/PUR:				-/■/■		-/■/-	■/■/-
AQUA/E30/E90/TERRA:							-/-/-/■
Mobile/Installation/ELA:	■/■/-	■/■/-	■/■/-	■/■/-	■/■/-	■/■/-	-/■/■
Shielding factor:	100%	99%	100%	90%	100%	90%	100%
Capacitance cond./cond. per 1 m [pF]:	65	45	46	85	37	55	46
Capacitance cond./shield. per 1 m [pF]:	130	90	85	140	76	160	105
Conductor resistance per 1 km < [Ω]:	90	138	80	138	100	130	72

No. of Channels:	Type:	Ø [mm]	ORDER NO.	Ø [mm]	ORDER NO.	Ø [mm]	ORDER NO.	Ø [mm]	ORDER NO.	Ø [mm]	ORDER NO.	Ø [mm]	ORDER NO.
• 2	S-PVC	-	-	8.5	100-0451-02	9.0	100-0101-02	-	-	13.5	100-0501-02	-	-
	HM2 (Test Type C)	-	-	-	-	-	-	-	-	-	-	10.0	100-0302-02
• 4	S-PVC	8.0	100-0051-04	10.2	100-0451-04	11.0	100-0101-04	-	-	15.4	100-0501-04	-	-
	HM2 (Test Type C)	-	-	-	-	-	-	-	-	-	-	11.9	100-0302-04
	FRNC (black)	-	-	-	-	11.0	100-0101-04F	-	-	-	-	-	-
• 8	PVC	-	-	-	-	-	-	-	-	-	-	-	-
	S-PVC	-	-	13.8	100-0451-08	14.8	100-0101-08	-	-	21.0	100-0501-08	-	-
	HM2 (Test Type C)	-	-	-	-	-	-	-	-	-	-	15.5	100-0302-08
	PUR, Master Blend	-	-	-	-	-	9.9	100-0401-08	-	-	-	-	-
	FRNC (black)	-	-	-	-	15.0	100-0101-08F	-	-	-	-	-	-
• 10	PVC (black)	-	-	-	-	-	-	-	-	14.4	100-0351-10	-	-
	FRNC (black)	-	-	-	-	-	-	-	-	12.0	100-0351-10F	-	-
• 12	S-PVC	12,4	100-0051-12+2	16.0	100-0451-12	17.6	100-0101-12	-	-	-	-	-	-
	HM2 (Test Type C)	-	-	-	-	-	-	-	-	-	-	18.5	100-0302-12
	PUR, Master Blend	-	-	-	-	-	11.5	100-0401-12	-	-	-	-	-
	FRNC (black)	-	-	-	-	16.9	100-0101-12F	-	-	-	-	-	-
• 16	S-PVC	-	-	17.5	100-0451-16	19.4	100-0101-16	-	-	-	-	-	-
	HM2 (Test Type C)	-	-	-	-	-	-	-	-	-	-	21.5	100-0302-16
	PUR, Master Blend	-	-	-	-	-	14.5	100-0401-16	-	-	-	-	-
• 20	S-PVC	-	-	19.5	100-0451-20	-	-	-	-	-	-	-	-
• 24	S-PVC	-	-	21.5	100-0451-24	24.5	100-0101-24	-	-	-	-	-	-
• 32	S-PVC	-	-	24.0	100-0451-32	26.8	100-0101-32	-	-	-	-	-	-
	PUR, Master Blend	-	-	-	-	-	18.6	100-0401-32	-	-	-	-	-
• 48	S-PVC	-	-	29.0	100-0451-48	-	-	-	-	-	-	-	-
	PUR, Master Blend	-	-	-	-	-	21.8	100-0401-48	-	-	-	-	-



Name:	SC-LOGICABLE MP	SC-LOGICABLE SAFETY BD	LOGICABLE LG	SC-MONOLITH POWER DMX	SC-MONOLITH POWER DMX HV	SC-MONOCAT 110 C + 111 C	SC-MONOCAT POWER 212 + 202	SC-MONOCAT POWER 414	SC-MONOCAT POWER 810
Page:	64	65	66	67	67	68	68	69	69
Type:	Multipair Mod. Cable, fixed installation	Safety & Fire Alarm Cable	Telecommunication cable	AES/EBU, DMX & POWER Hybrid Cable		CAT & Power (& DMX) Hybrid Cable	AES/EBU, DMX (& POWER) Hybrid Cable		CAT & Power Hybrid Cable
Color:	■	■	■	■	■	■	■	■	■
JacketØ (outer dimension) [mm]:	5.5 - 27.0	8.0 - 17.0	4.9 - 23.7	9.5 - 13.2	16.0 - 18.0	13.8/16.0	21.8/15.6	27.0	26.4
Conductor construction [mm²]:	x2x0.60 AWG23/1	x2x0.80 AWG20	x2x0.60/80 AWG 23/AWG 20	x2x0.14/0.25 AWG 26/AWG 23+P	x2x0.14/0.25 AWG 26/AWG 23+P	3x2.5+4x2x0.14 (+2x2x0.22)	(3x2.5)+2x4x2x0.14/ 0.57 mm/+2x2x0.25	3x2.5+4x4x2x 0.57 mm+4x2x0.25	3x2.5+8x4x2x0.14 (AWG 26)
Insulation:	Foam/Skin-PE	Cross Link Polymer	PVC			Foam/Skin-PE	Foam/Skin-PE	Foam/Skin-PE	PE
Copper spiral shield.:				■ (0.14)	■ (0.14)				
Copper-cross mesh shielding:	■			■ (0.25)	■ (0.25)	■	■	■	■
Foil shield/fleece shield/Drain wire:	■/-/■	■/-/■	■/-/■			■/-/-	■/-/-	■/-/-	■/-/-
Digital:	■			■	■	■	■	■	■
Halogen-free/FRNC/PUR:	■/■/-	■/■/-							■/■/■
Aqua/E30/E90/Terra:		-/■/■/-							
Mobile/Installation/ELA:	-/■/■	-/■/■	-/■/■	■/■/-	■/■/-	■/■/-	■/■/-	■/■/-	■/■/-
Shielding factor:	100%	100%	100%	90%	90%	100%	100%	100%	100%
Capacitance cond./cond. per 1m [pF]:	43	110	100	52	52	44	44	44	48
Capacitance cond./shield. per 1m [pF]:	83	250	300	89	89				
Conductor resistance per 1 km < [Ω]:	82			80	80	143	80	80	80

No. of Channels:	Type:	ORDER NO.							
• 1	Inner cond. 0.60	100-1156-01	-	-	-	-	-	-	-
• 2	Inner cond. 0.60	100-1156-02	-	100-0616-02	-	-	-	-	-
	Inner cond. 0.80	-	100-1173-02	100-0806-02	-	-	-	-	-
• 3	Inner cond. 0.60	100-1156-03	-	100-0616-03	-	-	-	-	-
	Inner cond. 0.80	-	-	100-0806-03	-	-	-	-	-
• 4	Inner cond. 0.60	100-1156-04	-	100-0616-04	-	-	-	-	-
	Inner cond. 0.80	-	100-1173-04	100-0806-04	-	-	-	-	-
• 5	Inner cond. 0.60	-	-	100-0616-05	-	-	-	-	-
• 6	Inner cond. 0.60	100-1156-06	-	100-0616-06	-	-	-	-	-
	Inner cond. 0.80	-	-	100-0806-06	-	-	-	-	-
• 8	Inner cond. 0.60	100-1156-08	-	100-0616-08	-	-	-	-	-
	Inner cond. 0.80	-	100-1173-08	100-0806-08	-	-	-	-	-
• 10	Inner cond. 0.60	100-1156-10	-	100-0616-10	-	-	-	-	-
	Inner cond. 0.80	-	-	100-0806-10	-	-	-	-	-
• 12	Inner cond. 0.60	100-1156-12	-	-	-	-	-	-	-
	Inner cond. 0.80	-	100-1173-12	-	-	-	-	-	-
• 20	Inner cond. 0.60	100-1156-20	-	100-0616-20	-	-	-	-	-
	Inner cond. 0.80	-	-	100-0806-20	-	-	-	-	-
• 24	Inner cond. 0.60	100-1156-24	-	-	-	-	-	-	-
• 30	Inner cond. 0.60	-	-	100-0616-30	-	-	-	-	-
	Inner cond. 0.80	-	-	100-0806-30	-	-	-	-	-
• 32	Inner cond. 0.60	100-1156-32	-	-	-	-	-	-	-
• 40	Inner cond. 0.60	-	-	100-0616-40	-	-	-	-	-
	Inner cond. 0.80	-	-	100-0806-40	-	-	-	-	-
• 50	Inner cond. 0.60	-	-	100-0616-50	-	-	-	-	-
	Inner cond. 0.80	-	-	100-0806-50	-	-	-	-	-
• 100	Inner cond. 0.60	-	-	100-0616-100	-	-	-	-	-

Type:	ORDER NO.								
1xDMX+POWER, COMPACT, PVC	-	-	-	502-0051-1	-	-	-	-	-
1xDMX+POWER, PVC	-	-	-	500-0051-1	-	-	-	-	-
2xDMX+POWER, PVC	-	-	-	500-0051-2	500-0281-2	-	-	-	-
4xDMX+POWER, PVC	-	-	-	500-0051-4	500-0281-4	-	-	-	-
8xDMX+POWER, PVC	-	-	-	-	500-0281-8	-	-	-	-
1xCAT+POWER, PVC	-	-	-	-	-	500-0151-1	-	-	-
1xCAT+1xDMX+POWER, PVC	-	-	-	-	-	500-0141-1	-	-	-
2xCAT+2xDMX, PVC	-	-	-	-	-	-	500-0161-2	-	-
2xCAT+2xDMX+POWER, PVC	-	-	-	-	-	-	500-0191-2	-	-
2xCAT+2xDMX+POWER, PUR	-	-	-	-	-	-	501-0191-2	-	-
4xCAT+4xDMX+POWER, PVC	-	-	-	-	-	-	-	500-0191-4	-
8xCAT+POWER, PUR	-	-	-	-	-	-	-	-	501-0171-8



Name:	SC-NYFAZ	SC-TWINCORD	SC-PRISMA	SC-ORBIT 225/240 MKII	SC-TRIBUN	SC-FLUKOS „SF“	SC-DUAL & QUADRA BLUE	SC-MERIDIAN MOBILE	SC-MERIDIAN INSTALL
Page:	70	70	71	71	72	72	73	74	75
Type:	Installation Cable	Speaker Cable							
Jacket∅ (outer dimension) [mm]:	4.5 x 2.3 - 10.2 x 4.4	4.5 x 2.3 - 11.2 x 5.5	8.0 x 3.3 - 9.8 x 4.8	10.2 x 4.8 / 12 x 5.9	12.8 x 2.4 - 17.5 x 3.0	8.6 x 1.3 / 15.9 x 2.2	15.5	6.8 - 10.0	6.8 - 11.2
Conductor construction [mm ²]:	2x0.75 - 2x4.0 AWG18 - 11	2x0.75 - 2x6.0 AWG18 - 9	2x1.5 - 2x4.0 AWG15 - 11	2x2.5/2x4.0 AWG13/11	2x1.5-2x4.0 AWG15-11	2x0.50/ 2x2.5 AWG20/13	2/4x4.0 AWG11	2x1.5/2.5/ 4.0/6.0 AWG16-10	2x1.5/2.5/ 4.0/6.0 AWG16-10
Conductor insulation:	PVC	PVC	PVC	PVC	PVC	PVC	S-PVC		
Copper spiral shield.:									
Double copper spiral shield.:									
Copper-cross mesh shielding:							■		
Foil shield/fleece shield, conductive:									
Carbon shield:									
Drain wire:									
Digital:									
Halogen-free/FRNC/PUR:								■/-/-	■/■/-
Mobile/Installation/ELA:	-/■/■	-/■/-	-/■/-	-/■/-	-/■/■	-/■/■	-/■/-	■/-/■	-/■/■
Shielding factor:									
Capacitance cond./cond. per 1 m [pF]:	140 - 160	56 - 67	60	<60 / <55	<60 / <56	<60		150 - 125	150 - 125
Capacitance cond./shield. per 1 m [pF]:									
Shielding resistance per 1 km [Ω]:									
Conductor resistance per 1 km < [Ω]:				7.8 / 4.5	13.3 - 4.9			13 - 3.3	13 - 3.3

Color:	Type:	ORDER NO.									
□ white	2 x 0.50 mm ²	-	-	-	-	-	462-0100-205	-	-	-	
	2 x 0.75 mm ²	420-0075-W5	-	-	-	-	-	-	-	-	
	2 x 1.5 mm ²	420-0150-W5	-	401-0150-W5	-	415-0310	-	-	415-0050NE	-	
	2 x 2.5 mm ²	-	-	401-0250-W5	-	425-0310	462-0100-225	-	425-0050	-	
	2 x 4.0 mm ²	-	-	401-0400-W5	-	440-0310	-	-	-	-	
	■ black	2 x 0.75 mm ²	420-0075-SW	-	-	-	-	-	-	-	-
2 x 1.5 mm ²		420-0150-SW	-	-	-	-	-	-	415-0051	-	
2 x 1.5 mm ² , FRNC		-	-	-	-	-	-	-	-	415-0051F	
2 x 2.5 mm ²		420-0250-SW	-	-	-	-	-	-	425-0051	-	
2 x 2.5 mm ² , PUR		-	-	-	-	-	-	-	425-0051P	-	
2 x 2.5 mm ² , FRNC		-	-	-	-	-	-	-	-	425-0051F	
■ black, transparent	2 x 4.0 mm ²	420-0400-SW	-	-	-	-	-	-	440-0051	-	
	2 x 4.0 mm ² , FRNC	-	-	-	-	-	-	-	-	440-0051F	
	2 x 2.5 mm ²	-	-	-	425-0151	-	-	-	-	-	
	2 x 4.0 mm ²	-	-	-	440-0151	-	-	-	-	-	
	■ blue	2 x 4.0 mm ²	-	-	-	-	-	-	485-0052-240	-	-
		4 x 4.0 mm ²	-	-	-	-	-	-	485-0052-440	-	-
■ grey	2 x 1.5 mm ²	-	-	-	-	-	-	-	415-0056	-	
	2 x 1.5 mm ² , FRNC (shielded)	-	-	-	-	-	-	-	-	415-0056FG	
	2 x 2.5 mm ²	-	-	-	-	-	-	-	425-0056	-	
	2 x 2.5 mm ² , FRNC (shielded)	-	-	-	-	-	-	-	-	425-0056FG	
	2 x 4.0 mm ²	-	-	-	-	-	-	-	440-0056	-	
	2 x 4.0 mm ² , FRNC (shielded)	-	-	-	-	-	-	-	-	440-0056FG	
□ transparent	2 x 6.0 mm ²	-	-	-	-	-	-	-	460-0056	-	
	2 x 6.0 mm ² , FRNC	-	-	-	-	-	-	-	-	460-0056F	
	2 x 0.75 mm ²	-	400-0075	-	-	-	-	-	-	-	
	2 x 1.5 mm ²	-	400-0150	-	-	-	-	-	-	-	
	2 x 2.5 mm ²	-	400-0250	-	-	-	-	-	-	-	
	2 x 4.0 mm ²	-	400-0400	-	-	-	-	-	-	-	
	2 x 6.0 mm ²	-	400-0600	-	-	-	-	-	-	-	

BULK CABLE - AUDIO



Name:	SC-MERIDIAN E30	SC-AQUA MARINEX SPEAKER 225-240	SC-ECLIPSE SPQ240 MKII	SC-MAGELLAN SPK	MAJOR INVISIBLE	SC-ELEPHANT SPM 4025	SC-ELEPHANT	SC-ELEPHANT ROBUST
Page:	75	76	77	77	78	78	79	80
Type:	Speaker Cable	Speaker Cable transversely watertight	Speaker Cable			Speaker Combo Cable	Speaker Cable Multicore	
Jacket-Ø (outer dimension) [mm]:	11.9 - 12.8	8.2/11.2	9.5	6.0 / 8.0 / 11.2	7.8	14.8	8.6 - 15.3	11.0 - 20.5
Conductor construction [mm²]:	2 x 1.5/2.5/4.0/6.0	2x2.5/4.0	2x4.0+1x0.5	2x2.5/2x4.0/2x6.0	2x2.5	2x2.5 + 4x4.0	x2.5	x4.0
Insulation:	AWG16 - 10	AWG13/11	AWG11/20	AWG13/11/10	AWG13	AWG13+AWG11	AWG15 - 13	AWG11
Copper spiral shield./double copper spiral shield.:	SIL	PO	PVC	PVC/FRNC		PVC	PVC/FRNC	
Copper-cross mesh shielding:		■		■ ■				
Foil shield/fleece shield/carbon shield:								
Drain wire:								
Digital:			■					
Halogen-free/FRNC/PUR:	■/■/-	■/-/■		■/■/-			■/■/■	■/■/■
AQUA/E30/E90/TERRA:	-/■/-/-	■/-/-/-						-/-/■/-
Mobile/Installation/ELA:	-/■/■	■/■/■	■/■/■	-/■/■	■/-/■	■/■/■	■/■/■	■/■/■
Shielding factor:		85%		100%				
Capacitance cond./cond. per 1 m [pF]:	150/136/125	90/80	136	150/140/130	136			
Capacitance cond./shield. per 1 m [pF]:								
Shielding resistance per 1 km [Ω]:		16.2/8.1		9.0/5.5/3.5				
Conductor resistance per 1 km < [Ω]:	13/7.5/4.5	8.21/5.00	<4.5	7.8/5.0/3.3	7.5	7.5	<12.6 - <7.6	4.5

Color:	Type:	ORDER NO.							
■ black	2 x 2.5 mm², PVC	-	-	-	425-0201	-	-	-	-
	2 x 2.5 mm², FRNC	-	-	-	425-0201F	-	-	-	-
	2 x 2.5 mm², PUR	-	425-0241AQ	-	-	-	-	-	-
	2 x 4.0 mm², PVC	-	-	-	440-0201	-	-	-	-
	2 x 4.0 mm², FRNC	-	-	-	440-0201F	-	-	-	-
	2 x 4.0 mm², PUR	-	440-0241AQ	-	-	-	-	-	-
	2 x 6.0 mm², FRNC	-	-	-	460-0201F	-	-	-	-
	4 x 1.5 mm², PVC	-	-	-	-	-	-	490-0051-415	-
	4 x 1.5 mm², FRNC	-	-	-	-	-	-	490-0051-415F	-
	4 x 2.5 mm², PVC	-	-	-	-	-	-	490-0051-425	-
	4 x 2.5 mm², FRNC	-	-	-	-	-	-	490-0051-425F	-
	5 x 2.5 mm², PVC	-	-	-	-	-	-	490-0051-525	-
	8 x 2.5 mm², PVC	-	-	-	-	-	-	490-0351-825	-
	8 x 2.5 mm², FRNC	-	-	-	-	-	-	490-0051-825F	-
	4 x 4.0 mm², PVC	-	-	-	-	-	-	-	490-0051-440
	4 x 4.0 mm², FRNC	-	-	-	-	-	-	-	490-0051-440F
	4 x 4.0 mm², PUR	-	-	-	-	-	-	-	490-0251-440
	5 x 4.0 mm², PVC	-	-	-	-	-	-	-	490-0051-540
	8 x 4.0 mm², PVC	-	-	-	-	-	-	-	490-0351-840
	8 x 4.0 mm², FRNC	-	-	-	-	-	-	-	490-0051-840F
16 x 4.0 mm², PVC	-	-	-	-	-	-	-	490-0051-1640	
4 x 4.0 mm² + 2 x 2.5 mm², PVC	-	-	-	-	-	490-0051-4025	-	-	
4 x 6.0 mm²	-	-	-	-	-	-	490-0051-460F	-	
■ dark grey	2 x 4.0 mm², PVC	-	-	440-0256	-	-	-	-	
■ orange	1 x 1.5 mm², E30	415-0055E30	-	-	-	-	-	-	
	2 x 2.5 mm², E30	425-0055E30M	-	-	-	-	-	-	
	2 x 4.0 mm², E30	440-0055E30M	-	-	-	-	-	-	
■ olive green	2 x 2.5 mm², PVC	-	-	-	425-008M	-	-	-	

MICROPHONE CABLE

BALANCED

STAGE 22 HIGHFLEX CAPTAIN FLEXIBLE

STAGE MOBILE INSTALL

ANALOG OFC

One thick coat...

will protect the interior against mechanical wear, such as pulling, tugging, kinking and knotting. For this reason we have fitted the **STAGE 22** with a thick 6.4 mm/0.252" outer jacket. The electrical data and the technical construction are also worth a look: Because of the fine, densely stranded single wires, the **STAGE 22** offers low capacitance and high bending cycles.

The shielding, made of bare copper wires, has 99% optical coverage (instead of the usual 85%).

Thus, the **STAGE 22** is the ideal cable for stage, home recording, rental companies and ELA-100V applications. The **STAGE 22** is a very affordable cable that doesn't cut corners.

For burial underground and for the off-road terrain, we deliver the **CAPTAIN FLEXIBLE** (Order No. 200-008M) with a tighter wire stranding and an extra thick outer jacket with a 6.5 mm/0.256" diameter.

Ø mm
6.4

Shielding
99%

mm²
2x0.22

APPLICATIONS:

- Stage application
- Home recording

Offroad version:
CAPTAIN FLEXIBLE



FREE SAMPLE AVAILABLE!

PRODUCT ADVANTAGES:

- High transmission quality due to the use of fine stranding
- Very rugged owing to the thick, soft PVC jacket
- Good protection due to dense copper spiral shielding
- High flexibility makes it easy to reel
- Very affordable price

TECHNICAL DATA

Construction:	(2 1 2Y0.22mm ²)DY
Jacket, diameter:	PVC 6.4 mm / off-road 6.5 mm
Inner conductors:	2 x 0.22 mm ² (AWG24)
Copper strands per conductor:	28 x 0.10 mm
Conductor insulation:	PE 1.40 mm
Shielding:	Copper spiral shielding with 0.10 mm indiv. strands
Shielding factor:	99%
Temperature range:	-20°C...+70°C
Fire load per m:	0.22 kWh
Weight per 1 m:	44 g
Packaging:	100/500 m spool

ELECTRICAL DATA

Capac. cond./cond. per 1 m:	68 pF
Capac. cond./shield. per 1 m:	130 pF
Cond. resistance per 1 km:	< 87 Ω
Shield. resistance per 1 km:	< 30 Ω
Insulation resist. per 1 km:	> 1 GΩ
Surge impedance:	approx. 100 Ω

COLOR

COLOR	ORDER NO.
■ black	200-0001
■ blue	200-0002
■ red	200-0003
■ green	200-0004
■ icy grey	200-0006
■ yellow	200-0007
■ violet	200-0008
■ black, without imprint	200-0001 NE
■ olive green, off-road	200-008M



MICROPHONE CABLE

BALANCED

CLUB SERIES MKII

STAGE MOBILE STUDIO INSTALL ELA

ANALOG FRNC OFC

No blood running through those veins...

yet a whole lot of life. A wire gauge of 2 x 0.34 mm²/AWG22 is impressive and the electrical data speaks for itself. A cable that provides great performance data at an excellent price, used for stage and studio settings.

The large cross section and the low capacitance guarantee outstanding transmission quality, even over longer distances. The shielding, made of bare copper wires, has a 95% optical coverage (instead of the usual 85%).

The robust, rubber-like, matt outer sleeve is preferred by performing musicians and guarantees outstanding flexibility even in the lowest temperatures.

Now also available in an FRNC version!

Ø mm
6.5

Shielding
95%

mm²
2x0.34

APPLICATIONS:

- Stage application
- Studio operation
- Fixed installation

Vintage Tweed
version with
cloth mesh



FREE SAMPLE AVAILABLE!

PRODUCT ADVANTAGES:

- High transmission quality through the use of oxygen-free copper strands with a large wire gauge of 2 x 0.34 mm²/AWG22
- Very low capacitance due to PE insulation
- Good protection due to the dense copper-braided shielding
- High flexibility makes it easy to wind

TECHNICAL DATA

Construction:	(2 1 2Y0.34mm ²)CY
Jacket, diameter:	PVC/FRNC 6.5 mm
Inner conductors:	2 x 0.34 mm ² (AWG22)
Copper strands per conductor:	19 x 0.15 mm
Conductor insulation:	PE 1.50 mm
Shielding:	Copper-braided shielding with 0.15 mm indiv. strands
Shielding factor:	95%
Temperature range:	-25°C...+70°C
Fire load per m:	0.22 kWh
Weight per 1 m:	48 g
Packaging:	100/500 m spool

ELECTRICAL DATA

Capac. cond./cond. per 1 m:	58 pF
Capac. cond./shield. per 1 m:	115 pF
Cond. resistance per 1 km:	< 55 Ω
Shield. resistance per 1 km:	25 Ω
Insulation resist. per 1 km:	> 1 GΩ
Surge impedance:	approx. 100 Ω

COLOR

COLOR	ORDER NO.
■ black	200-0051
■ blue	200-0052
■ red	200-0053
★ black, FRNC	200-0051F
■ black, without imprint	200-0051 NE
■ vintage tweed	200-0057V



MICROPHONE CABLE

BALANCED, OUTDOOR, BROADCAST

SC-SOURCE MKII HIGHFLEX



STAGE
 MOBILE
 STUDIO
 INSTALL
 ELA
 HIFI

ANALOG
 FRNC
 HALOGEN-FREE
 PUR
 OFC

Choruses of praise...

from cable connoisseurs have made this cable a bestseller. Originally this microphone cable was developed for manufacturers of professional studio microphones such as BPM and Schoeps. Their demands for top quality helped us design a professional and yet affordable studio microphone cable.

The **SC-SOURCE** is 100% shielded due to the use of a dense copper spiral shielding and a rugged braided fleece around the wire pairs (FRNC version with AL foil). The fleece has been vaporized on both sides with a conductive aluminum layer. This guarantees the 100% shielding will last even with strong wear. This cable should be used wherever electrical sources could interfere with audio and data transmission. Cables with similar excellent values cost almost twice as much at our competitors.

The fine 0.05 mm/AWG44 copper stranding (PVC version) makes it a very popular cable for outdoor use and mobile applications.

Ø mm
6.5

Shielding
100%

mm²
2x0.25

APPLICATIONS:

- Professional studio and microphone technology
- Outdoor transmission/OB vans
- Fixed-installation stage use

PRODUCT ADVANTAGES:

- Neutral and loss-free audio transmission due to special copper strand design
- 100% shielding due to dense copper spiral shielding and an extra AL fleece/AL foil
- Professional technology at a budget price
- Available in an abrasion-proof cold-resistant PUR version

TECHNICAL DATA

Construction:	(2LI2Y0.25mm ²)(ST)DY
Jacket, diameter:	6.5 mm
Jacket material:	Standard in PVC/FRNC version according to Test Type C
Inner conductors:	2 x 0.25 mm ² (AWG23)
Copper strands per conductor:	PVC/PUR: 128 x 0.05 mm / FRNC: 32 x 0.10 mm
Conductor insulation:	PE 1.55 mm
Shielding:	PVC/PUR: copper spiral sleeve tin-plated 95% + AL-fleece FRNC: copper spiral sleeve tin-plated 95% + AL foil
Shielding factor:	100%
Temperature range:	-25°C...+70°C
Fire load per m:	0.21 kWh
Weight per 1 m:	48 g
Packaging:	100/500 m spool

ELECTRICAL DATA

Capac. cond./cond. per 1 m:	60 pF
Capac. cond./shield. per 1 m:	110 pF
Cond. resistance per 1 km:	< 78 Ω
Shield. resistance per 1 km:	25 Ω
Insulat. resistance per 1 km:	> 200 MΩ

COLOR

■ black	200-0101
■ blue	200-0102
■ red	200-0103
★ black, FRNC	200-0101F
★ black, PUR, halogen-free	201-0101



2 x 00003

MICROPHONE CABLE

BALANCED, LONG-DISTANCE

SC-PRIMUS

STAGE
 MOBILE
 STUDIO
 INSTALL
 ELA

ANALOG
 FRNC
 OFC

The marathon runner...

doesn't have it easy. He must keep on running. Our cables, too, must cover great distances in the sports arena. But they are lying, not running. A cross section of 2 x 0.50 mm²/AWG20 makes this cable ideal for theaters, public buildings, etc. Because of its 100% shielding and its thick outer jacket the **SC-PRIMUS** is also recommended for installation in discos and night clubs. It is unaffected by nicotine's aggressiveness and high temperature fluctuations. Performing artists swear by this cable and rental agencies prefer the **SC-PRIMUS** because of its sturdiness and intrinsic torsion, making manual wind-up a cakewalk. Also available in a halogen-free and flame-retardant FRNC version (in accordance with test type C).

Ø mm
6.7

Shielding
100%

mm²
2x0.50

APPLICATIONS:

- Broadcasting and OB van technology, building installation
- Professional studio technology
- Tough stage application
- Installation in discos, coffee shops, sporting events

PRODUCT ADVANTAGES:

- Optimum transmission quality even at greater lengths thanks to the large wire gauge of 2 x 0.50 mm²/AWG20
- 100% shielding due to dense copper spiral shielding and extra metallic fleece
- Great durability due to the thick PVC or FRNC jacket with a diameter of 6.7 mm/0.264"
- Easy to reel and good tensile strength

TECHNICAL DATA

Construction:	(2LI2Y0.50mm ²)(ST)DY
Jacket, diameter:	6.7 mm
Inner conductors:	2 x 0.50 mm ² (AWG20)
Copper strands per conductor:	28 x 0.15 mm
Conductor insulation:	PE 1.65 mm
Shielding:	Copper spiral sleeve tin-plated + metallic fleece
Shielding factor:	100%
Temperature range:	-25°C...+70°C
Fire load per m:	0.23 kWh
Weight per 1 m:	53 g
Packaging:	100/500 m spool

ELECTRICAL DATA

Capac. cond./cond. per 1 m:	80 pF
Capac. cond./shield. per 1 m:	145 pF
Cond. resistance per 1 km:	37 Ω
Shield. resistance per 1 km:	27 Ω
Insulation resist. per 1 km:	> 1 GΩ

COLOR

■ black	200-0151
■ blue	200-0152
★ black, FRNC	200-0151F



2 x 00004

FREE SAMPLE AVAILABLE!

FREE SAMPLE AVAILABLE!

MICROPHONE CABLE AES/EBU

BALANCED, STUDIO, STAGE, AES/EBU

SC-MICRO-STAGE

⊗ STAGE ⊗ MOBILE ⊗ INSTALL

ANALOG DIGITAL OFC

The modest master...

among the microphone cables is the new AES/EBU-capable **SC-MICRO-STAGE**.

Though it may look somewhat inconspicuous at first sight, it splendidly meets the most essential requirements of today's live sound and the latest studio technology.

It sports a soft PVC jacket that remains flexible when cold, it features low capacitance and is very easy to handle.

The narrow cable diameter of 5.8 mm/0.228" is ideal for using 1/8" plugs and XLR connectors, which are popular world wide.

When used as a patch or MIDI cable, it will occupy minimal space in your patchbay or home studio.

Due to its tight, concentric stranding and foamed Skin PE wire insulation, the **SC-MICRO-STAGE** can effortlessly transmit analog and digital signals (110) over distances greater than 100 meters/328 feet.

For permanent installation we recommend the dual-screened **SOMMER CABLE Semicolon 520-0102**.

Ø mm
5.8

Shielding
95%

mm²
2x0.14

FCJ • 2 x 0.14 mm² (AWG26)

APPLICATIONS:

- Stage application - Studio

PRODUCT ADVANTAGES:

- High transmission quality due to fine stranded wires
- Very robust due to a thick soft PVC jacket
- Well shielded with dense copper spiral shielding
- High flexibility makes it easy to reel

FREE SAMPLE AVAILABLE!

TECHNICAL DATA

Construction:	(2 1 2Y0.14mm ²)DY
Jacket, diameter:	PVC 5.8 mm
Inner conductors:	2 x 0.14 mm ² (AWG26)
Copper strands per conductor:	18 x 0.10 mm
Conductor insulation:	Foam/Skin-PE 1.20 mm
Shielding:	Copper spiral shielding with 0.10 mm indiv. strand
Shielding factor:	95%
Temperature range:	-25°C...+70°C
Fire load per m:	0.22 kWh
Weight per 1 m:	50 g
Packaging:	100/500 m spool

ELECTRICAL DATA

Capac. cond./cond. per 1 m:	48 pF
Capac. cond./shield. per 1 m:	120 pF
Cond. resistance per 1 km:	< 130 Ω
Shield. resistance per 1 km:	< 30 Ω
Insulation resist. per 1 km:	> 1 GΩ
Surge impedance:	110 Ω

COLOR
■ black **ORDER NO. 200-0371**
■ blue **ORDER NO. 200-0372**



x00005

MICROPHONE CABLE

BALANCED, BROADCASTING

SC-SYMBIOTIC SC-SYMBIOTIC 3

⊗ MOBILE ⊗ STUDIO ⊗ INSTALL

ANALOG PUR OFC

HALOGEN-FREE (TPE version)



Bet that...

you can hear this cable on the radio? We've added the **SC-SYMBIOTIC** to our product range to meet the demands of our ambitious broadcast and sound engineers. They appreciate the extremely dense, double spiral shielding made of oxygen-free copper, the small diameter and the impressive flexibility we have achieved with the extremely fine stranded construction of 102 x 0.05 mm/AWG44 single stranded wires.

The **SC-SYMBIOTIC** was custom-designed according to specifications set forth by broadcasting stations all over the world. Because of its minimal weight, the **SC-SYMBIOTIC** is also ideal for use with gooseneck microphones. For permanent installation and mobile applications, we recommend the halogen-free version of the **SC-SYMBIOTIC** and the low-temperature version in compliance with VDE 0472/part 815.

The 3-wire version, with a halogen-free and cold-resistant outer jacket (compliant with VDE0472/part 815), has an extra wire which, when connected, allows the shell grounds of the XLR connectors to be linked. This wiring scheme is standard, and sometimes even compulsory with some TV and radio stations. Of course, this wire can also be used for transmitting supply voltage.

Ø mm
5.2

Shielding
100%

mm²
2x0.20

Ø mm
5.2

Shielding
100%

mm²
3x0.20

FCJ • 2 x 0.20 mm² (AWG44)

FCJ • 3 x 0.20 mm² (AWG44)

APPLICATIONS:

- Professional radio, TV and studio technology
- Outdoor transmission (TPE)
- Permanent indoor and outdoor installation in public buildings
- Ideal for use with gooseneck microphones

PRODUCT ADVANTAGES:

- Designed according to German radio and BBC specifications
- Extremely flexible due to the fine stranded construction (102 x 0.05 mm/AWG44 single strand wires)
- Small diameter for inconspicuous installation
- Perfectly shielded against RF interference

FREE SAMPLE AVAILABLE!

TECHNICAL DATA

	SYMBIOTIC	SYMBIOTIC 3
Construction:	(2 1 2Y0.20mm ²)YDDY	(3 1 2Y0.20mm ²)YDDY
Jacket, diameter:	5.2 mm	TPE 5.2 mm
Jacket material:	Standard in PVC/TPE-Version in TPE	
Inner conductors:	2 x 0.20 mm ² (AWG24)	3 x 0.20 mm ² (AWG24)
Copper strands per conductor:	102 x 0.05 mm	102 x 0.05 mm
Conductor insulation:	PE 1.30 mm	PP 1.30 mm
Shielding:	Double copper spiral, counter-rotating	
Shielding factor:	100%	100%
Temperature range:	-30°C...+70°C	-30°C...+70°C
Fire load per m:	0.13 kWh	0.11 kWh
Weight per 1 m:	38 g	58 g
Packaging:	100/500 m spool	100/500 m spool

ELECTRICAL DATA

Capac. cond./cond. per 1 m:	95 pF	95 pF
Capac. cond./shield. per 1 m:	130 pF	130 pF
Cond. resistance per 1 km:	< 94 Ω	< 90 Ω
Shield. resistance per 1 km:	25 Ω	25 Ω
Insulat. resistance per 1 km:	> 200 MΩ	> 200 MΩ

COLOR
■ black, PVC **ORDER NO. 200-0601**
★ black, TPE, 3-wire **ORDER NO. 200-0601H3**



x00006



MICROPHONE CABLE AES/EBU

BALANCED, STUDIO, STAGE, AES/EBU GAS-INJECTED

SC-CLUB RED ZILK & BLACK ZILK

✗ MOBILE ✗ STUDIO ✗ INSTALL

ANALOG DIGITAL OFC



For musicians with a clear view...

we have developed the new SC-CLUB RED ZILK and SC-CLUB BLACK ZILK microphone cable. After the smashing success of the **ZILK instrument cable series**, now comes a high-quality microphone cable in a matching velvety, semi-transparent design. The cable is not only a real stylish eyecatcher, it is also noteworthy for its many attractive technical features, such as its AES/EBU conformity. Like with instrument cable, we have fitted the

SC-CLUB RED ZILK and BLACK ZILK microphone cables with a **dual screen** made of a tight helical meshwork and a conductive carbon semiconductor.

At a capacitance of 50 pF/m (15.2 pF/ft.) wire-to-screen, the capacitance is extremely low. The gas-injected insulation ensures **excellent attenuation values**, which makes the cable a reliable partner, especially for studio use, even with above-average transmission distances.

Furthermore the **SC-CLUB ZILK** is one of the most flexible microphone cables available anywhere.

Ø mm
7.3

Shielding
100%

mm²
2x0.25

Ø mm
7.3

Shielding
100%

mm²
2x0.25

APPLICATIONS:

- Stylish in the studio, on stage, in jazz clubs, cabaret setting
- Highest-quality microphone cable for studio and live use

PRODUCT ADVANTAGES:

- Extremely flexible
- Low capacitance and attenuation due to gas-injected insulation
- AES/EBU and DMX compliant
- Upscale design enhances any environment

FREE SAMPLE AVAILABLE!

TECHNICAL DATA

Construction:	(2LI2Y0.25mm ²){ST}CY
Jacket, diameter:	S-PVC 7.3 mm
Inner conductors:	2 x 0.25 mm ² (AWG23)
Copper strands per conductor:	65 x 0.07 mm
Conductor insulation:	HD-PP gas-injected 1.55 mm
Shielding:	Copper spiral shielding 95% + carbon semiconductor
Shielding factor:	100%
Temperature range:	-25°C...+70°C
Fire load per m:	0.20 kWh
Weight per 1 m:	70 g
Packaging:	100 m spool, per m

ELECTRICAL DATA

Capac. cond./cond. per 1 m:	50 pF
Capac. cond./shield. per 1 m:	100 pF
Cond. resistance per 1 km:	78 Ω
Shield. resistance per 1 km:	10 Ω
Insulation resist. per 1 km:	200 MΩ
Surge impedance:	110 Ω

COLOR

- wine-red
- black, semi-transparent

ORDER NO.

- 200-0713**
- 200-0711**



2 x 00007



MICROPHONE CABLE

BALANCED, HIGH-END

SC-GALILEO 238 & 238 PLUS

✗ STAGE ✗ MOBILE ✗ STUDIO ✗ INSTALL

ANALOG OFC

Dual screen...

shields better. Just like the **SC-SYMBIOTIC**, but a little bit more exclusive due to the dual reversely stranded copper spiral shielding and the wire pairs embedded in PVC. This makes it even more flexible. Because of the thicker wire diameter (2 x 0.38 mm²/AWG21), it is suitable for distances greater than 100 meters/300 feet. This cable is technically sophisticated and may be the best microphone cable on the world market. Your recording clients will be impressed with its low-noise performance!

In the **SC-GALILEO 238 Plus** (Order No. 200-0271) the double-reverse copper spiral shieldings have been individually insulated using non-conductive sheathing. This separation of grounding shields is common practice in professional sound studios and in broadcasting.

Ø mm
7.0

Shielding
100%

mm²
2x0.38



APPLICATIONS:

- Highly professional studio and stage technology
- Demanding OB van technology for radio and broadcasting
- First-class hi-fi connection (red and white conductors on pin 1, separate shielding)

PRODUCT ADVANTAGES:

- Extremely long life and twist-proof due to the thick jacket and the wire pairs embedded in PVC
- Absolutely neutral and loss-free audio transmission due to the use of fine copper stranding
- Excellent protection due to the dense double-reverse spiral shielding
- Very flexible due to the tightly stranded conductors
- Loss-free transmission over long distances due to a large wire gauge of 2 x 0.38 mm²/AWG21

FREE SAMPLE AVAILABLE!

TECHNICAL DATA

Construction:	(2LI2Y0.38mm ²)YDDY
Jacket, diameter:	PVC 7.0 mm
Inner conductors:	2 x 0.38 mm ² (AWG21)
Copper strands per conductor:	48 x 0.10 mm
Conductor insulation:	PE 1.55 mm
Shielding:	Double copper spiral, counter-rotating Version 238 Plus: + polyester tape
Shielding factor:	100%
Temperature range:	-30°C...+70°C
Fire load per m:	0.22 kWh
Weight per 1 m:	60 g
Packaging:	100 m spool

ELECTRICAL DATA

Capac. cond./cond. per 1 m:	50 pF
Capac. cond./shield. per 1 m:	100 pF
Cond. resistance per 1 km:	< 52 Ω
Shield. resistance per 1 km:	20 Ω
Insulation resist. per 1 km:	> 1 GΩ
Surge impedance:	38 Ω

COLOR

- black
- black (Plus)

ORDER NO.

- 200-0251**
- 200-0271**



2 x 00008



STUDIO MICROPHONE CABLE AES/EBU


BALANCED, HIGH-END, WITH CONDUCTOR SMOOTHING

SC-CARBOKAB 225



☒ MOBILE ☒ STUDIO ☒ INSTALL

ANALOG DIGITAL OFC



Every now and then...

manufacturers cook up new cable designs for the studio in an attempt to impress customers. They will do things like use solid wires as the inner conductors for the enhanced conductivity the surface layer affords, and employ a certain stranding technique for improved audio signal transmission. Nice theory, but in practice a solid wire has a lot of drawbacks. It is so hard that even the slightest movements can damage the insulation, and it is so inelastic that even a little bending can deform the copper surface.

Tensile forces acting upon the connector pins must not be underestimated either. To overcome these problems, **SOMMER CABLE** has developed the new **SC-CARBOKAB 225** which incorporates conductor smoothing by applying highly compressed carbon directly to the concentrically stranded wires. This offers the same electrical benefits of a solid wire, but it stays flexible and ensures consistently excellent values. The good transmission properties of the **SC-CARBOKAB 225** also provide an absolutely linear sound image over long distances of up to 200 meters/650 feet. The shielding, with 100% optical coverage (AL fleece + copper braiding), is important, because you will hardly find any interference coming from peripheral devices (effect units, computers, synthesizers, etc.). For insulation, we use a special HD-PP formulation to attain the lowest possible capacitance values.

With this cable you are "state-of-the-art". End of story.

APPLICATIONS:

- High-end studios and professional installation
- Demanding OB van technology for broadcasting applications
- First-rate hi-fi connections (red and white conductors on pin 1, separate shielding)

PRODUCT ADVANTAGES:

- Linear response thanks to the use of carbon conductor smoothing delivering the benefits of a solid wire
- Low capacitance due to the use of the HD-PP high-end insulating material
- Excellent shielding with copper braiding (+ drain wire) and AL fleece
- High conductivity due to the use of OFC 6 (oxygen-free class 6) copper

TECHNICAL DATA

Construction:	(2LI2Y0.25mm ²)(ST)CY
Jacket, diameter:	7.6 mm
Jacket material:	S-PVC
Inner conductors:	2 x 0.25 mm ² (AWG23)
Copper strands per conductor:	65 x 0.07 mm
Conductor insulation:	HD-PP 1.55 mm
Shielding:	Copper braiding tin-plated 95% + AL-fleece + filler strand
Shielding factor:	100%
Temperature range:	-25°C...+70°C
Fire load per m:	0.22 kWh
Weight per 1 m:	75 g
Packaging:	100 m spool, per m

ELECTRICAL DATA

Capac. cond./cond. per 1 m:	46 pF
Capac. cond./shield. per 1 m:	90 pF
Cond. resistance per 1 km:	< 78 Ω
Shield. resistance per 1 km:	< 10 Ω
Insulat. resistance per 1 km:	> 200 MΩ
Surge impedance:	110 Ω (±2%)

COLOR
■ black **ORDER NO.**
200-0281



x00009



MICROPHONE CABLE AES/EBU 110 Ω, TRANSVERSELY WATERTIGHT

SALTWATER-RESISTANT, HALOGEN-FREE, 110 Ω AES/EBU

SC-AQUA MARINEX MIKRO

☒ STAGE ☒ MOBILE ☒ INSTALL ☒ ELA

ANALOG DIGITAL AQUA HALOGEN-FREE PUR

Shower singers will be happy...

about the new **AQUA MARINEX microphone cable** for permanent underwater use. The **AQUA MARINEX** microphone and AES/EBU cable is the standard installation cable in wet areas such as aquaparks and on boats. It ensures excellent audio signal transmission, and enables the triggering of visual effects.

Particularly for long-term events such as lake night festivals, Christmas markets, sporting events, in the theater sector or OB vans, the **AQUA MARINEX** provides an ideal connection.

To handle great water pressure and minimize mechanical stress and electrical interference, we have stabilized the wires internally and fitted the cable with two tight copper braidings which are insulated against each other. For safety purposes, one screen can be tied to the shell of the XLR connector. The cable is a bit stiffer than conventional PVC cables, on the one hand, but almost indestructible on the other.

APPLICATIONS:

- Permanent laying in a maximum water depth of 50 m/160 ft. (MIKRO 25)
- Demanding outdoor installation (e.g., with extended events)
- Installation and usage near the coast and in shipbuilding
- Indoor and outdoor installation in leisure parks and on boats
- Digital control of visual effects

PRODUCT ADVANTAGES:

- Saltwater and freshwater-resistant black and white outer jacket
- 110 wave impedance, AES/EBU, DMX512
- Transversely watertight due to water-absorbing, pressure-compensating protective banding
- Halogen-free
- Cold-flexible and reelable
- UV-resistant and anti-microbial
- Shielded by two tight copper braidings, isolated from one another (MIKRO 25)

TECHNICAL DATA

	MIKRO 14	MIKRO 25
Jacket, diameter:	PUR-SR 4.6 mm	PUR-SR 7.2 mm
Inner conductors:	2 x 0.14 mm (AWG26)	2 x 0.25 mm ² (AWG23)
Copper strands per conductor:	18 x 0.10 mm	32 x 0.10 mm
Conductor insulation:	PVC 1.1 mm	PUR 1.6 mm
Shielding:	Cu spiral + special protective banding	2 x Cu spiral + special protective banding
Shielding factor:	95%	95%
Temperature range:	-40°C...+80°C	-40°C...+80°C
Max. water pressure:	2 bars	5 bars
Max. water depth:	20 m	50 m
Fire load per m:	0.18 kWh	0.27 kWh
Weight per 1 m:	30 g	65 g
Packaging:	per m	per m

ELECTRICAL DATA

Capac. cond./cond. per 1 m:	65 pF	50 pF
Capac. cond./shield. per 1 m:	190 pF	190 pF
Cond. resistance per 1 km:	141 Ω	78 Ω
Shield. resistance per 1 km:	29.1 Ω	29.1 Ω
		23.8 Ω
Insulation resist. per 1 km:	1 GΩ	1 GΩ
Surge impedance:	110 Ω ± 3%	110 Ω ± 3%

COLOR

- white, PUR-SR 14
- black, PUR-SR 14
- black, PUR-SR 25

ORDER NO.

- 200-0140AQ**
- 200-0141AQ**
- 200-0241AQ**



x00010

MICROPHONE CABLE

BALANCED, QUAD CABLE, CROSSOVER, STUDIO

SC-SQUARE 4-CORE MKII HIGHFLEX

MOBILE STUDIO INSTALL HIFI

ANALOG OFC

The Tonemeister...

sets the tone, and our cable sets the standard. The **SC-SQUARE** is an exceptional microphone cable that goes above and beyond expectations. Two wires are paired for optimum sound to improve the capacitive values. In studios, the cable is primarily used to provide phantom power or for noise suppression (for noise reduction a crosswise connection should be used, i.e. opposite wires RED/WHITE and BLUE/YELLOW are paired). A dense copper spiral shielding and an additional metallic fleece foil ensure superior protection. Because of its sophisticated design, this cable is also frequently found in discerning hi-fi studios where it delights the ear with its smooth linear response.

If you don't want to make any sonic or electrical compromises in the studio, then this is your cable!

For the 4-wire miniature version, see the chapter AES/EBU cables.

By the way,
we are a
member of...



MICROPHONE CABLE

BALANCED, 7-WIRE, FOR TUBE MICROPHONES

SC-OCTAVE TUBE

STUDIO INSTALL

ANALOG OFC

Great flexibility...

is found with our **SC-OCTAVE TUBE**, which has been custom-designed to connect tube microphones with their power supplies, or remote-controlled studio microphones with their control units. It has a total of seven conductors, two for the supply voltage and the others for switching between directivity patterns, sensor (measuring) line, heating, and the voltage supply for the tube capsule. These five conductors consist of 72 superfine 0.05 mm/AWG44 single wires and are responsible for linear response and a high degree of flexibility. Since its combination of copper spiral shielding and AL fleece provides 100% coverage, the **SC-OCTAVE TUBE** is perfectly protected against all kinds of interference. It is ideal for connecting Neumann, BPM, or Schoeps microphones.



Ø mm
6.5

Shielding
100%

mm²
4x0.20



Ø mm
6.5

Shielding
100%

mm²
**5x0.14
+ 2x0.50**

APPLICATIONS:

- Professional studio and microphone technology
- Connection of effects units and control devices requiring a return signal
- Professional MIDI technology, transfer cable
- Audiophile interconnects for hi-fi

PRODUCT ADVANTAGES:

- Outstanding noise-rejection when each pair of opposing conductors are terminated together
- Suitable as a phantom power supply and stereo cable due to its two extra conductors
- Very good signal fidelity and linear response
- Extreme ruggedness and tensile strength due to the thick PVC jacket
- 100% shielding consisting of dense copper spiral stranded wrap plus additional layer of metallic fleece foil

FREE SAMPLE AVAILABLE!

TECHNICAL DATA

Construction:	(4LI2Y0.20mm ²)(ST)DY
Jacket, diameter:	PVC 6.5 mm
Inner conductors:	4 x 0.20 mm ² (AWG24)
Copper strands per conductor:	102 x 0.05 mm
Conductor insulation:	PE
Shielding:	Copper spiral shielding tin-plated + conductive fleece-foil
Shielding factor:	100%
Temperature range:	-25°C...+70°C
Fire load per m:	0.22 kWh
Weight per 1 m:	53 g
Packaging:	100/500 m spool

ELECTRICAL DATA

Capac. cond./cond. per 1 m:	65 pF (39 pF crossover)
Capac. cond./shield. per 1 m:	120 pF
Cond. resistance per 1 km:	< 98 Ω
Shield. resistance per 1 km:	< 20 Ω
Insulat. resistance per 1 km:	> 200 MΩ
Surge impedance:	< 95 Ω

COLOR

- black
- black, without imprint

ORDER NO.

200-0301
200-0301NE

NEW!



2x00011

APPLICATIONS:

- Connection for tube microphones
- Also usable as a high-quality control line

PRODUCT ADVANTAGES:

- Audio and power signal in one cable
- 100% protection from interference
- High-quality, linear transmission
- Highly flexible

FREE SAMPLE AVAILABLE!

TECHNICAL DATA

Construction:	(5LI2Y0.14mm ² +2LI2Y0.50mm ²)(ST)DY
Jacket, diameter:	PVC 6.5 mm
Inner conductors:	5 x 0.14 mm ² (audio) (AWG26) 2 x 0.50 mm ² (control) (AWG20)
Copper strands per conductor:	72 x 0.05 mm (audio) 64 x 0.10 mm (control)
Conductor insulation:	PE
Shielding:	Copper spiral shielding tin-plated+ AL-fleece
Shielding factor:	100%
Temperature range:	-25°C...+70°C
Fire load per m:	0.20 kWh
Weight per 1 m:	58 g
Packaging:	per m

ELECTRICAL DATA

Capac. cond./cond. per 1 m:	69 pF
Capac. cond./shield. per 1 m:	120 pF
Cond. resistance per 1 km:	140 Ω (audio), 39 Ω (control)
Shield. resistance per 1 km:	< 17 Ω
Insulat. resistance per 1 km:	> 200 MΩ

COLOR

- dark grey

ORDER NO.

200-0186



2x00012

MICROPHONE CABLE ARAMID HIGHTEMP

BALANCED, WITH ARAMID STRAIN RELIEF, -20°C ... +110°C

TEMPOFLEX MICROPHONE

⊗ STAGE ⊗ MOBILE ⊗ INSTALL ⊗ ELA

ANALOG HALOGEN-FREE OFC



Grab a vine, Jane...!

Tarzan used vines to swing from tree to tree. Many clever stage technicians would use mic cables to let the mics dangle from the truss. As a cable manufacturer we approach the idea of dangling microphones as a special challenge. So we have developed a rugged microphone cable, tailor-made for use on all stages of the world. Perfect for the theater, musical backdrops and big live events.

Take a pair of conductors with thin 0.34 mm²/AWG22 copper stranded wires, braid several aramid strain relief elements around them and jacket the whole thing with a special TPE SP moulded sheath (Ø 7.3 mm/0.287") - and here it is, the microphone liana. This construction makes the cable sturdy, but how about its flexibility? Using a tinned copper mesh with dual-sided coating, we braided the shielding at an angle optimized for movement so that it spools easily on a cable reel, making it just as suitable for the daily rigors of the road as it is for permanent installations. The **TEMPOFLEX MICROPHONE** withstands temperatures between -20°C and +110°C / -4°F and +230°F.

Ø mm
7.3

Shielding
100%

mm²
2x0.34

APPLICATIONS:

- For rope winches at the theater
- Demanding stage applications
- Permanent installations (outdoor areas)

PRODUCT ADVANTAGES:

- Integrated Aramid strain relief elements
- Extremely heat-proof up to +110°C / +230°F
- High number of bending cycles, easy to reel

TECHNICAL DATA

Construction:	(2LI2X0.34mm ² +2(ZN)2X)18YC18YC
Jacket, diameter:	TPE 7.3 mm
Inner conductors:	2 x 0.34 mm ² (AWG22)
Copper strands per conductor:	43 x 0.10 mm
Conductor insulation:	Cross linked Polyolefin
Shielding:	Copper braided shield., tin-plated, with 0.10 mm indiv. strand
Shielding factor:	100%
Temperature range:	-20°C...+110°C
Fire load per m:	0.22 kWh
Max. strain relief:	25 kg
Weight per 1 m:	50 g
Packaging:	100/500 m spool

ELECTRICAL DATA

Capac. cond./cond. per 1 m:	50 pF
Capac. cond./shield. per 1 m:	< 90 pF
Cond. resistance per 1 km:	< 55 Ω
Shield. resistance per 1 km:	25 Ω
Insulation resist. per 1 km:	> 1 GΩ
Surge impedance:	approx. 105 Ω

COLOR
■ black **ORDER NO.**
200-0051T



Ⓜ x00013

PATCH AND MICROPHONE CABLE

BALANCED, LEMO-COMPATIBLE

SC-SCUBA 14 HIGHFLEX

⊗ STUDIO

ANALOG OFC

Through thick and thin...

The new **SC-SCUBA 14 HIGHFLEX** will be right by your side. It is very thin, space-saving, flexible and ideally suited for connectors with a small diameter (LEMO patchboards, mini phone plugs, RCA, etc.). This makes it perfect for patch cables and rack cabling. Their diameter and wire construction have been designed in accordance with broadcast standards and a dense copper braiding with 90% shielding coverage protects the cable from interference. For easy identification we offer the **SC-SCUBA 14 HIGHFLEX** in five different jacket colors.

Ø mm
3.8

Shielding
90%

mm²
2x0.14

APPLICATIONS:

- Patch cabling (LEMO), gooseneck microphone cable
- Home recording
- Rack and console cabling

PRODUCT ADVANTAGES:

- Very thin, high tensile strength and flexibility
- Available in five different colors
- Good shielding due to dense copper braided shielding
- Very reasonable price

TECHNICAL DATA

Construction:	(2LI2Y0.14mm ²)CY
Jacket, diameter:	PVC 3.8 mm
Inner conductors:	2 x 0.14 mm ² (AWG26)
Copper strands per conductor:	18 x 0.10 mm
Conductor insulation:	PE 1.15 mm
Shielding:	Copper braiding with 0.10 mm indiv. strand tin-plated
Shielding factor:	90%
Temperature range:	-25°C...+70°C
Fire load per m:	0.09 kWh
Weight per 1 m:	25 g
Packaging:	100/500 m spool

ELECTRICAL DATA

Capac. cond./cond. per 1 m:	65 pF
Capac. cond./shield. per 1 m:	130 pF
Cond. resistance per 1 km:	< 135 Ω
Shield. resistance per 1 km:	< 30 Ω
Insulation resist. per 1 km:	> 1 GΩ
Surge impedance:	approx. 100 Ω

COLOR
■ black **ORDER NO.**
■ red **200-0311**
■ green **200-0314**
■ grey **200-0316**
■ yellow **200-0317**



Ⓜ x00014

PATCH AND MICROPHONE CABLE

BALANCED, TT-PHONE ETC.

SC-GOBLIN



⊗ STUDIO ⊗ INSTALL
ANALOG OFC

Not less, but thinner...

and because it is available in five colors, it is easy to identify. Otherwise, the technical and electrical construction is similar to the **SC-SOURCE**.

Due to the small diameter, it fits almost all current TT-phone and B-gauge connectors and can also be used for a Y-adapter cable. Based on the carefully constructed shielding, the cable also has the additional positive benefits of enormous compression resistance and tensile strength. The white version is suitable for inconspicuous installation in churches.

Ø mm
4.6

Shielding
100%

mm²
2x0.14

APPLICATIONS:

- Professional studio patchbay interconnects
- High-quality mini microphone cable
- Audiophile phono and RCA connections
- Lengthy MIDI cabling
- Interior rack wiring and connection of audio components and effects devices

PRODUCT ADVANTAGES:

- Ideal for patch cables, owing to its small outside diameter of 4.6 mm/0.181"
- Very good tensile strength due to the dual shielding construction and special PVC jacket
- Linear frequency response due to the special design of conductor pairs and copper wire stranding
- 100% shielding from metallized fleece plus additional copper spiral shielding

TECHNICAL DATA

Construction:	[2LI2Y0.14mm ²](ST)DY
Jacket, diameter:	PVC 4.6 mm
Inner conductors:	2 x 0.14 mm ² (AWG26)
Copper strands per conductor:	18 x 0.10 mm
Conductor insulation:	PE 1.05 mm
Shielding:	Copper spiral sleeve tin-plated + metallic fleece
Shielding factor:	100%
Temperature range:	-25°C...+70°C
Fire load per m:	0.10 kWh
Weight per 1 m:	27 g
Packaging:	100 m spool

ELECTRICAL DATA

Capac. cond./cond. per 1 m:	65 pF
Capac. cond./shield. per 1 m:	120 pF
Cond. resistance per 1 km:	< 140 Ω
Shield. resistance per 1 km:	30 Ω
Insulat. resistance per 1 km:	> 200 MΩ

COLOR

COLOR	ORDER NO.
■ black	200-0351
■ blue	200-0352
■ red	200-0353
■ icy grey	200-0356
□ white	200-0350



FREE SAMPLE AVAILABLE!

PATCH AND MICROPHONE CABLE

BALANCED, TWIN STRAND, AES/EBU

SC-PEACOCK MKII



⊗ STAGE ⊗ STUDIO ⊗ INSTALL
ANALOG DIGITAL OFC

Side by side...

two pairs of conductors fit into two plugs. Or into three - or why not even four? You can do a lot with this cable. But primarily it will be used as a stereo cable for microphones and for manufacturing RCA and Y-patch cables.

Each of its wire pairs are protected individually by a tight spiral shielding with 95% coverage, and can be separated at any time. The single line will fit into every 1/4" plug, XLR, and RCA plug.

For round cables see multicores, e.g. SC-MISTRAL and SC-QUANTUM HIGHFLEX.

■ mm
4.5x9.2

Shielding
95%

mm²
2x2x0.22

APPLICATIONS:

- Wiring of stereo microphones
- Assembly of insert cables

PRODUCT ADVANTAGES:

- Highly flexible due to the use of a soft, cold-resistant PVC jacket
- Multiple applications, as the individual wires can be separated at any time

TECHNICAL DATA

Construction:	[2(2LI2Y0.22mm ²)DY]Y
Jacket, outer dimension:	S-PVC 4.5 x 9.2 mm
Inner conductors:	2 x 2 x 0.22 mm ² (AWG24)
Copper strands per conductor:	28 x 0.10 mm
Conductor insulation:	Foam/Skin-PE 1.3 mm
Shielding:	Copper spiral shielding
Shielding factor:	95%
Temperature range:	-30°C...+70°C
Fire load per m:	0.18 kWh
Weight per 1 m:	49 g
Packaging:	100 m spool

ELECTRICAL DATA

Capac. cond./cond. per 1 m:	70 pF
Capac. cond./shield. per 1 m:	125 pF
Cond. resistance per 1 km:	< 90 Ω
Shield. resistance per 1 km:	36 Ω
Insulat. resistance per 1 km:	> 500 MΩ
Surge impedance:	110 Ω

COLOR

COLOR	ORDER NO.
■ black	200-0551
■ blue	200-0552



FREE SAMPLE AVAILABLE!

PATCH CABLE

BALANCED, INTERNAL WIRING

SC-ISOPOD SO-F22 + SO-F50

INSTALL

ANALOG DIGITAL FRNC OFC

The cable with a memory...

keeps things tidy. Switchboards and racks often look like spaghetti - urgently in need of organization.

The **SC-ISOPOD SO-F** is a 2-wire, foil-screened cable with a compact outer diameter of 3.3 mm/0.13" (SO-F22) or 4.2 mm/0.165" (SO-F50). The cable is used primarily for the internal wiring of audio and hi-fi components. It has a "memory effect" and may be easily laid "around corners". The copper stranded wires of the individual wire pairs are already pre-stranded and may be stripped very easily. For a simpler connection, the cable has an extra pre-twisted and tinned drain wire. It is shielded by an AL/PT foil which will automatically stick to the jacket when stripping it down.

The **SC-ISOPOD SO-F50** has a larger wire cross-section (2 x 0.50 mm²/AWG21) for crimp contacts. The **SC-ISOPOD SO-F22D** has a wave impedance of 110 Ω. (Order No. 500-0406).

APPLICATIONS:

- Internal wiring of racks, audio and hi-fi components

PRODUCT ADVANTAGES:

- Quick and easy to handle
- Robust plastic jacket for long life
- Easy to lay thanks to "memory effect"

Ø mm
3.3

Ø mm
4.2

Shielding
100%

Shielding
100%

mm²
2x0.22

mm²
2x0.50

FREE SAMPLE AVAILABLE!

TECHNICAL DATA

	SO-F22	SO-F50
Construction:	(2LI2Y0.22mm ²)(ST)Y	(2LI2Y0.50mm ²)(ST)Y
Jacket, diameter:	3.3 mm	4.2 mm
Inner conductors:	2 x 0.22 mm ² (AWG 24)	2 x 0.50 mm ² (AWG 21)
Copper strands per conductor:	7 x 0.20 mm	7 x 0.30 mm
Conductor insulation:	PE 1.12 mm; AES/EBU (110 Ω); PP 1.3 mm	PE 1.5 mm
Shielding:	AL/PT foil + filler strand, tin-pl.	AL/PT foil + filler strand, tin-pl.
Shielding factor:	100%	100%
Temperature range:	-25°C...+70°C	-25°C...+70°C
Fire load per m:	0.05 kWh	0.07 kWh
Weight per 1 m:	16 g	58 g
Packaging:	200 m spool	200 m spool

ELECTRICAL DATA

Capac. cond./cond. per 1 m:	74 pF	100 pF
Capac. cond./shield. per 1 m:	143 pF	160 pF
Cond. resistance per 1 km:	88 Ω	39 Ω
Shield. resistance per 1 km:	75 Ω	75 Ω
Insulat. resistance per 1 km:	> 200 MΩ	> 200 MΩ

COLOR

COLOR	ORDER NO.
□ white (SO-F22)	200-0400
■ black (SO-F22)	200-0401
■ blue (SO-F22)	200-0402
■ red (SO-F22)	200-0403
■ green (SO-F22)	200-0404
■ orange (SO-F22)	200-0405
■ grey (SO-F22)	200-0406
■ yellow (SO-F22)	200-0407
■ violet (SO-F22)	200-0408
■ grey (SO-F50)	201-0406
■ grey (SO-F22D) 110 Ω	500-0406
★ black, (SO-F22F) FRNC	200-0401F



PATCH AND MICROPHONE CABLE

BALANCED, HIGHLY FLEXIBLE

SC-CICADA SO-D14

INSTALL

ANALOG PUR OFC



This midget...

with its 2.6 mm/0.102" diameter, fits through almost any small space. We originally developed the **SC-CICADA SO-D14** as a high-quality cable for the internal wiring of racks and audio equipment. However, after extensive testing by various microphone manufacturers who were quick to realize the excellent technical and electrical values of this cable, the **SC-CICADA** can now be found on many clip and ear microphones, headphone sets and speaker units.

Notably appreciated, is the extremely high flexibility, the dense spiral shielding, and the pre-twisted and tinned drain wire on the **SC-CICADA SO-D14**, all of which give the cable additional protection against bending and tearing.

If you are a manufacturer of high-quality audio components, wire your devices with this cable! Its low noise and shielding makes it just great!

Comes with an abrasion-proof, cold-resistant PUR jacket!

APPLICATIONS:

- Interior wiring of mixing consoles, racks, and other audio components
- Flexible cable for clip-on microphones, earphones, speaker units, etc.
- Assembly of adapter cables

PRODUCT ADVANTAGES:

- Highly flexible because of its fine, single strand design
- Easy to handle, owing to the extra drain wire (0.22 mm²/AWG26)
- Superb coverage due to the tight spiral shielding with 95% coverage
- Durable and abrasion-proof due to the rugged PUR jacket

Ø mm
2.6

Shielding
95%

mm²
2x0.14

FREE SAMPLE AVAILABLE!

TECHNICAL DATA

Construction:	(2LI2Y0.14mm ²)DY
Jacket, diameter:	PUR Master-Blend 2.6 mm
Inner conductors:	2 x 0.14 mm ² (AWG26)
Copper strands per conductor:	18 x 0.10 mm
Cond. insulation:	PE 0.90 mm
Shielding:	Copper spiral shielding + filler strand, tin-plated (0.22 mm ²)
Shielding factor:	95%
Temperature range:	-30°C...+70°C
Fire load per m:	0.08 kWh
Weight per 1 m:	13 g
Packaging:	100 m spool

ELECTRICAL DATA

Capac. cond./cond. per 1 m:	65 pF
Capac. cond./shield. per 1 m:	120 pF
Cond. resistance per 1 km:	< 148 Ω
Shield. resistance per 1 km:	30 Ω
Insulation resist. per 1 km:	> 1 GΩ

COLOR

■ black, PUR

ORDER NO.

200-0451



INSTRUMENT CABLE

UNBALANCED, FINE STRANDING

TRICONE MKII

STRONG
SPVC

⊗ STAGE ⊗ MOBILE ⊗ INSTALL

ANALOG OFC

Electric instrumentalists...

will be delighted with this cable.

The **TRICONE® MKII** is a flexible cable for guitar or keyboard, and equally appealing to the live musician, studio keyboardist and home recording artist. Because of its substantial wire gauge of 0.22 mm²/AWG24 and the fine single 0.10 mm/AWG38 wires, it is immune to cable breakage and can handle high bending cycles. It is very robust, easy to reel and very reasonably priced.

When making cables, care should be taken to remove the conductive shielding (black PVC sheathing) from the insulation so that it won't touch the inner conductor.

TRICONE® is a protected and registered trademark of **SOMMER CABLE GmbH**.

Ø mm
5.9

Shielding
100%

Conductor
mm²
1x0.22

APPLICATIONS:

- Dependable cable for live applications (guitar and keyboard)
- Economy-priced line or patch cable for the home recording artist

PRODUCT ADVANTAGES:

- Very robust due to the large wire cross-section and fine copper single stranded wires
- Good electrical values due to the Skin PE insulation
- 100% protection by dual shielding (copper spiral shielding + conductive carbon screen)
- High number of bending cycles

FREE SAMPLE
AVAILABLE!

TECHNICAL DATA

Construction:	LI2Y(LS)DY 1x0.22mm ²
Jacket, diameter:	PVC 5.9 mm
Inner conductors:	1 x 0.22 mm ² (AWG24)
Copper strands per conductor:	28 x 0.10 mm
Conductor insulation:	Foam/Skin-PE 1.8 mm
Shielding:	Copper spiral shielding + semiconductor
Shielding factor:	100%
Temperature range:	-25°C...+60°C
Fire load per m:	0.26 kWh
Weight per 1 m:	42 g
Packaging:	100/500 m spool

ELECTRICAL DATA

Capac. cond./shield. per 1 m:	< 85 pF
Cond. resistance per 1 km:	< 90 Ω
Insulation resist. per 1 km:	> 1 GΩ

COLOR

■ black	300-0021
■ black, without imprint	300-0021NE
■ blue	300-0022
■ red	300-0023
■ green	300-0024



INSTRUMENT/GUITAR CABLE

UNBALANCED, FINE STRANDING

TRICONE XXL

⊗ STAGE ⊗ MOBILE ⊗ STUDIO ⊗ INSTALL

ANALOG OFC

A tricorne hat has three corners...


and also the **TRICONE® XXL 1/4"** plug which you can configure yourself on the **TRICONE® XXL** cable without using a soldering iron. With the **TRICONE® XXL** set, it is not only possible to make your own guitar cables, instrument cables and patch cables very easily, but also repair them on site, if necessary, in record time. For detailed information, see the chapters "Ready-made Cables" and "Connectors".

The **TRICONE® XXL** has a considerable PE foam insulation which is firmly enclosed and held in place by a carbon screen. This will optimize the capacitance and ensure loss-free treble reproduction, even over longer distances. This design, and the copper spiral shielding, will perfectly protect against external interference. The special **LONGLIFE COMPOUND** jacket provides high compression resistance and tensile strength.

Ø mm
5.9

Shielding
100%

Conductor
mm²
1x0.50



TRICONE® XXL 1/4" plug
for solderless DIY on-site assembly

APPLICATIONS:

- High-quality guitar lead for stage & studio
- Unbalanced cable for all string instruments, keyboards, samplers, mixing desks, etc.

PRODUCT ADVANTAGES:

- Powerful, clear sound transmission of any instrument signals
- Dual shielding by copper spiral and conductive carbon screen
- Highly flexible and easy to reel because of its fine single strand design
- Extremely durable and rugged due to **LONGLIFE COMPOUND** jacket

FREE SAMPLE
AVAILABLE!

TECHNICAL DATA

Construction:	LI2Y(LS)CY 1x0.50mm ²
Jacket, diameter:	LLC (Long Life Compound) 5.9 mm
Inner conductors:	1 x 0.50 mm ² (AWG20)
Copper strands per conductor:	28 x 0.15 mm
Conductor insulation:	Foam/Skin-PE 2.8 mm
Shielding:	Copper spiral tin-plated + semiconductor
Shielding factor:	100%
Temperature range:	-25°C...+60°C
Fire load per m:	0.27 kWh
Weight per 1 m:	44 g
Packaging:	100/500 m spool
Matching connector:	HI-J63TC-SM

ELECTRICAL DATA

Capac. cond./shield. per 1 m:	< 85 pF
Cond. resistance per 1 km:	< 90 Ω
Insulation resist. per 1 km:	> 1 GΩ

COLOR

■ black	300-0271
■ blue	300-0272
■ red	300-0273
□ white	300-0270



GUITAR CABLE HIGH-END

UNBALANCED, DOUBLE SHIELDING

SC-SPIRIT 
 STAGE MOBILE STUDIO INSTALL

 ANALOG OFC
Like a lasso...

many guitar players just throw their cables around. That's why this cable in particular requires a sophisticated interior architecture that makes it crush-proof.

Early in their career, many musicians end up spending more and more money on low-budget cables until they finally realize that cheap cables are only good enough to serve as a mediocre radio antenna, and fail to do justice to the rich sound spectrum of their expensive instruments. We have distanced ourselves from cheap products and offer a top-grade cable at a fair price.

The **SC-SPIRIT** has thick insulation between the wire and shielding. This improves the capacitive values and ensures loss-free treble reproduction even with longer cables. To avoid crackling and hum, we use a special conductive carbon screen and a copper braided shield. When soldering, make sure that the carbon shield and the inner conductor do not touch.

Your audience will be stunned at the sound of this cable!


 Ø mm
7.0

 Shielding
100%

 mm²
1x0.50
APPLICATIONS:

- High-quality guitar cable for studio and stage
- Unbalanced cable for keyboards, samplers, mixing desks, etc.
- Interconnect lead for CD/DVD player/recorder

PRODUCT ADVANTAGES:

- Incredibly punchy and clear sound with bass, guitar and keyboard due to our special stranding and a wire cross-section of 0.50 mm²/AWG20
- Dual shielding by a combination of a braided shield plus conductive carbon screen
- Low-loss transmission due to low capacitance
- Very flexible and easy to reel because of its finely stranded design
- Extremely durable and sturdy due to a special high-quality PVC jacket compound
- Strain relief and good sleeve support due to thick PVC jacket

TECHNICAL DATA

Construction:	LI2Y(LS)CY 1x0.50mm ²
Jacket, diameter:	PVC 7.0 mm
Inner conductors:	1 x 0.50 mm ² (AWG20)
Copper strands per conductor:	19 x 0.18 mm
Conductor insulation:	Foam/Skin-PE 3.1 mm
Shielding:	Copper spiral tin-plated + semiconductor
Shielding factor:	100%
Temperature range:	-30°C...+70°C
Fire load per m:	0.26 kWh
Weight per 1 m:	66 g
Packaging:	100 m spool


FREE SAMPLE AVAILABLE!
ELECTRICAL DATA

Capac. cond./shield. per 1 m:	78 pF
Cond. resistance per 1 km:	39 Ω
Insulation resist. per 1 km:	> 1 GΩ

COLOR
 black
ORDER NO.**300-0051**

 x00021
GUITAR CABLE HIGH-END

UNBALANCED, DOUBLE SHIELDING

SC-SPIRIT XXL 
 STAGE MOBILE STUDIO INSTALL

 ANALOG OFC
Our endurance test champion...

is the **SC-SPIRIT XXL**. This high-end guitar cable is one of our most successful products in recent years, rising to cult status both with guitarists and bassists. Owing to its excellent price-performance ratio, it has been awarded Test Champion several years in a row by the German and international trade press.

The cable is sturdy yet flexible, while its smoke-colored jacket gives it a distinctive design.

The shielding is ideal: the braiding offers 95% coverage, plus the lavish carbon screen (100%) protects against interference.

A special lacquer finish makes the complex PE foam insulation very durable and helps preserve the excellent transmission properties for years to come.

The large wire gauge of 0.75 mm²/AWG18 ensures a high signal level, even with long distances.

Our customers describe the sound of the **SC-SPIRIT XXL** as crystal-clear, clean and very neutral. It excels at reproducing forceful bass attacks.

Caution: The black carbon shield between the braided shielding and the insulation is highly conductive. It must be removed before soldering!


 Ø mm
6.8

 Shielding
100%

 mm²
1x0.75
APPLICATIONS:

- High quality guitar and bass cable for studio and stage
- Unbalanced cable for keyboards, samplers, mixing consoles, etc.
- Interconnect lead for CD/DVD/BluRay player/recorder

PRODUCT ADVANTAGES:

- Enormously powerful and clear sound image with bass, guitar and keyboard
- Dual shielding by a combination of a copper braided shield plus conductive carbon screen
- Low-loss transmission due to low capacitance and large wire gauge
- Very flexible and easy to reel because of its finely stranded design
- Extremely durable and sturdy due to a special high-quality PVC jacket compound

TECHNICAL DATA

Construction:	LI2Y(LS)CY 1x0.75mm ²
Jacket, diameter:	transp. PVC 6.8 mm
Inner conductors:	1 x 0.75 mm ² (AWG18)
Copper strands per conductor:	42 x 0.15 mm
Conductor insulation:	Foam/Skin-PE 3.1 mm
Shielding:	Copper spiral tin-plated + semiconductor
Shielding factor:	100%
Temperature range:	-30°C...+70°C
Fire load per m:	0.26 kWh
Weight per 1 m:	52 g
Packaging:	100 m spool


FREE SAMPLE AVAILABLE!
ELECTRICAL DATA

Capac. cond./shield. per 1 m:	86 pF
Cond. resistance per 1 km:	25 Ω
Insulat. resistance per 1 km:	> 50 MΩ

COLOR
 black, transparent
ORDER NO.**300-0071**

 x00022

GUITAR/INSTRUMENT CABLE HIGH-END

UNBALANCED, DOUBLE-SHIELDED, GAS-INJECTED

SC-SPIRIT BLACK ZILK

⊗ STAGE ⊗ MOBILE ⊗ STUDIO ⊗ INSTALL

ANALOG OFC

Any serious musician will...

rock with one of the most interesting guitar cables ever made. This soft, highly flexible guitar cable, with its very attractive finish, stands out with its outer and inner values. It is sheathed by a velvety, semi-transparent **BLACK ZILK** jacket (7.2 mm thick (0.283")), which glides on the floor as lightly as a feather. We use concentrically stranded wires of oxygen-free class N6 Chilean copper (OFC 99.9999%) and a GAS-INJECTED PE insulation, which ensures a low-loss, neutral transmission.

The stranding angle of the shielding screen has been chosen with care so that hardly any friction will occur. Therefore, the cable has an extra long life.

With DIY assembly, please bear in mind that the black carbon screen (sitting on the white insulation) is conductive and must therefore be removed to avoid ground contact with the inner conductor.

Ø mm

7.2

Shielding
100%

mm²
1x0.25

APPLICATIONS:

- High-end guitar cable for pure transmission, even over longer distances
- Perfect for unbalanced studio cabling

PRODUCT ADVANTAGES:

- Semi-transparent soft jacket design ensures a high number of bending cycles
- Gorgeous velvet look with soft-touch feel
- Double shielding by copper spiral and carbon semiconductor
- High bending cycles
- Zero-twist winding

TECHNICAL DATA

Construction:	LI2Y(LS)DY 1x0.25mm ²
Jacket, diameter:	PVC 7.2 mm
Inner conductors:	1 x 0.25 mm ² (AWG 24)
Copper strands per conductor:	32 x 0.10 mm
Conductor insulation:	Foam/Skin-PE
Shielding:	Copper spiral shielding + semiconductor
Shielding factor:	100%
Temperature range:	-30°C... +70°C
Fire load per m:	0.26 kWh
Weight per 1 m:	64 g
Packaging:	100 m

ELECTRICAL DATA

Capac. cond./shield. per 1 m:	< 80 pF
Cond. resistance per 1 km:	< 90 Ω
Insulat. resistance per 1 km:	> 1 GΩ

COLOR

■ black, semi-transparent

ORDER NO.

300-0351



GUITAR/INSTRUMENT CABLE "LOW-LOSS"

UNBALANCED, DOUBLE-SHIELDED, GAS-INJECTED

SC-SPIRIT LLX "LOW-LOSS"

⊗ STAGE ⊗ MOBILE ⊗ STUDIO ⊗ INSTALL

ANALOG OFC



Making the impossible come true...

When dealing with a new guitar cable, it involves creating extremely low capacitance together with breathtaking flexibility. Developing an insulation which ensures super low values by means of a gas-injected foaming is not an easy job, but well within the bounds of possibility for professional cable manufacturers. However, protecting this fragile insulation against motion, creasing and twisting as well, is indeed a true challenge.

With the **SPRIT LLX "LOW-LOSS"** we have used the same insulation design as is used in professional HD-SDI video cables. For extra stability of the inner construction, we use an optimized concentric stranding and a special insulation cure on the surface. For the outer jacket we have applied a rubber-like soft PVC jacket, which is highly flexible, extremely compact, hardly stretches and protects the whole inner structure from exterior influences.

Due to its low capacitance and its very special construction, the **SPRIT LLX "LOW-LOSS"** is one of the world's only ultra-low loss guitar cables.

With DIY assembly, please bear in mind that the black carbon screen (sitting on the white insulation) is conductive and must therefore be removed to avoid ground contact with the inner conductor.

Ø mm

7.5

Shielding
100%

mm²
1x0.38

APPLICATIONS:

- Highly flexible cable for the demanding studio and live guitarist
- High-quality patch cabling for the professional studio
- High-end cable for the live DJ

PRODUCT ADVANTAGES:

- Extremely low capacitance values
- Robust, twist-proof and easy to reel
- Low-loss, detailed and neutral transmission properties
- Double shielding by copper braiding plus conductive carbon screen

TECHNICAL DATA

Construction:	LI2Y(LS)CY 1x0.38mm ²
Jacket, diameter:	PVC 7.5 mm
Inner conductors:	1 x 0.38 mm ² (AWG 21)
Copper strands per conductor:	19 x 0.16 mm
Conductor insulation:	Foam/Skin-PVC
Shielding:	Copper braiding + semiconductor
Shielding factor:	93%
Temperature range:	-30°C... +70°C
Fire load per m:	0.26 kWh
Weight per 1 m:	55 g
Packaging:	100 m

ELECTRICAL DATA

Capac. cond./shield. per 1 m:	< 52 pF
Cond. resistance per 1 km:	< 48 Ω
Insulat. resistance per 1 km:	> 1 GΩ

COLOR

■ black

ORDER NO.

300-0091



GUITAR CABLE VINTAGE STYLE

UNBALANCED

SC-CLASSIQUE

⊗ STAGE ⊗ MOBILE ⊗ STUDIO

ANALOG OFC

The good old times...

For all those collectors of old guitars who can't part with anything, we now offer the perfectly matching cable. And while the **SC-CLASSIQUE** may look old, its technology is new and fresh. The core is made up of an inside wire with a diameter of 0.50 mm²/AWG20. It's 28 individual fine copper strands ensure untainted musical pleasure at lengths of 20m/65 ft. Rounding off the cable is a thick insulation of foamed and lacquered PE and a dense, tinned copper braiding.

The eye-catching exterior is the extra textile cover which gives the **SC-CLASSIQUE** its requisite vintage styling. Plus it also sounds like a cable from the sixties:

The **SC-CLASSIQUE** will win you over with its vintage warmth, rich sound and crystal-clear highs.

Ø mm
6.5

Shielding
100%

mm²
1x0.50



APPLICATIONS:

- High-end guitar and instrument cable with vintage sound and styling
- Unbalanced cable for stage and studio

PRODUCT ADVANTAGES:

- Warm and fat "sixties" sound
- Robust vintage style cloth jacket
- Very low capacitance and dual shielding (copper braiding + semiconductor)
- Easy to reel

FREE SAMPLE AVAILABLE!

TECHNICAL DATA

Construction:	LI2Y(LS)CY 1x0.50mm ²
Jacket, diameter:	PVC + fabric 6.5 mm
Inner conductors:	1 x 0.50 mm ² (AWG20)
Copper strands per conductor:	28 x 0.15 mm
Conductor insulation:	Foam/Skin-PE 2.2 mm
Shielding:	Copper spiral tin-plated + semiconductor
Shielding factor:	100%
Temperature range:	-40°C...+80°C
Fire load per m:	0.26 kWh
Weight per 1 m:	54 g
Packaging:	100 m spool

ELECTRICAL DATA

Capac. cond./shield. per 1 m:	78 pF
Cond. resistance per 1 km:	< 36 Ω
Insulat. resistance per 1 km:	> 10 MΩ

COLOR

- tweed-yellow
- black-white
- black-blue

ORDER NO.

- 300-0117
- 300-0110
- 300-0112



x00025

INSTRUMENT CABLE HIGH-END

TWO-CONDUCTOR, COPPER SHIELDING + STRAND

COLONEL INCREDIBLE



⊗ STAGE ⊗ MOBILE ⊗ INSTALL

ANALOG OFC

Life in the wilderness...

is hard and merciless. **SOMMER CABLE** has developed the **COLONEL INCREDIBLE** especially for this purpose! It is sturdy, flexible, strong and olive-green! This lets you and your cable adapt to the environment just perfectly.

The **COLONEL INCREDIBLE** from our "OFFROAD SERIES" is a serious cable with killer specs and a wonderfully smooth frequency response. This high-end guitar cable features a technically optimized two-wire design.

The **first wire** consists of concentrically stranded, silver-plated strands and is **shielded** by a dense copper braiding. Furthermore, a **second earth wire with red insulation** has been braided. This needs to be soldered to the mesh screen of the **first wire**.

Caution: To avoid impact noise, the soldering must be made according to this scheme.

The **COLONEL INCREDIBLE** is recommended for both demanding studio musicians and live musicians.

Many professional musicians describe the sound as very punchy, clean and well-defined.

Ø mm
7.2

Shielding
100%

mm²
2x0.35

APPLICATIONS:

- A reliable cable for both live and studio use (guitar and keyboard)

PRODUCT ADVANTAGES:

- Very robust due to large wire gauge and fine single copper stranded wires
- Good electrical values due to dual-conductor construction

FREE SAMPLE AVAILABLE!

TECHNICAL DATA

Construction:	LI2Y(LS)DY 2x0.35mm ²
Jacket, diameter:	PVC 7.2 mm
Inner conductors:	2 x 0.35 mm ² (AWG22)
Copper strands per conductor:	7 x 0.254 mm
Conductor insulation:	PE
Shielding:	Copper braiding, tin-plated
Shielding factor:	100%
Temperature range:	-20°C...+70°C
Fire load per m:	0.26 kWh
Weight per 1 m:	64 g
Packaging:	100 m/500 m spool

ELECTRICAL DATA

Capac. cond./cond. per 1 m:	41 pF
Capac. cond./shield. per 1 m:	130 pF
Cond. resistance per 1 km:	55 Ω
Insulation resist. per 1 km:	> 1 GΩ
Surge impedance:	78 Ω

COLOR

- olive green

ORDER NO.

- 300-008M



x00026

INSTRUMENT, HI-FI AF PHONO CABLE

UNBALANCED

SC-CORONA

STUDIO
 HI-FI
 ANALOG
 OFC

A real beauty...

with impressively fine resolution. This is the new **SC-CORONA**, designed for systems that could use a little help in bringing out their full musical nature. Even hi-fi systems in the \$1,000 range will sound much happier with this interconnect, which our reviewers have lauded as "fast, clean and clear".

This enhanced sonic enjoyment derives from the coax construction with a large wire cross-section and phenomenal shielding by a dense copper mesh and carbon semiconductor.

Its low capacitance might tempt many a musician to misuse the **SC-CORONA** as a good-sounding high-end guitar cable. Owing to its great flexibility and ease in winding, the **SC-CORONA** is an absolute insiders' tip among studio guitarists.

The **SC-CORONA** is an affordable cable with true high-fidelity character, or "hi-fi-nesse."

Ø mm
6.7

Shielding
100%

mm²
1x0.50

APPLICATIONS:

- Connection of phono and car hi-fi systems
- High-end instrument and guitar cable

PRODUCT BENEFITS:

- Tightly stranded copper wire for clean and precise sound reproduction
- Extremely fast transient response and soundstage
- Upscale design that stands out
- 100% shielding made of dense copper mesh and carbon sheath

TECHNICAL DATA

Construction:	(LIHS09YHS 1x0.50mm ²)CY
Jacket, diameter:	PVC 6.7 mm
Inner conductors:	1 x 0.50 mm ² (AWG20)
Cu litz per wire:	28 x 0.15 mm
Conductor insulation:	PE
Shielding:	Copper braided shielding + semiconductor
Optical coverage:	100%
Temperature range:	-40°C...+80°C
Calorific potential per m:	0.25 kWh
Weight per 1 m:	55 g
Packaging:	50 m roll, per m

ELECTRICAL DATA

Wire/screen capacitance per 1 m:	78 pF
Conductor resistance per 1 km:	< 36 Ω
Insulation resistance per 1 km:	> 10 MΩ

COLOR
 transparent

ORDER NO.
800-0079



INSTRUMENT AND PATCH/AUDIO COMBO CABLE

1 x 0.22 mm²/AWG24 INSTRUMENT + 1 x (2 x 0.14 mm²/AWG26) PATCH/AUDIO

TRICONE SYMASYM

STAGE
 MOBILE
 INSTALL
 ANALOG
 OFC

Balanced or unbalanced...

that is the question - or rather it isn't, with our **TRICONE SYMASYM!** Guitar players in particular have been asking us to make them a cable for the increasingly popular piezo/electric guitars. They want this cable to deliver the full crunch we have come to know and love, as well as the guitar's true acoustic sound. This opens up new sound options within a song. And since we are passionate musicians ourselves, we immediately buckled down to develop a cable combining the proven **TRICONE®** and the compact, balanced Cicada under a round PVC jacket (IEC 60332-1).

By the way, this cable can also carry the instrument signal and the IN-EAR monitoring signal in one line. Other possible applications are limited only by your imagination.

Ø mm
11.5

Shielding
100%

FREE SAMPLE AVAILABLE!

APPLICATIONS:

- Instrument + In-ear system over one cable
- Guitars with electric/piezo multi-pickup system (standard magnetic pickups + bridge piezo)

PRODUCT ADVANTAGES:

- Unbalanced instrument line, plus balanced audio line in one cable
- Flexible round jacket for tough use on stage
- Easy handling owing to 2-in-1 design

TECHNICAL DATA

Construction:	1x0.22mm ² +1x(2x0.14mm ²)
Jacket, diameter:	total: PVC, 11.5 mm instrument: PVC, 4.6 mm audio: PMB, 2.6 mm
Inner conductors:	instrument: 1 x 0.22 mm ² (AWG24) audio: 1 x 2 x 0.14 mm ² (AWG26)
Copper strands per conductor:	instrument: 28 x 0.10 mm audio: 18 x 0.10 mm
Conductor insulation:	instrument: Foam/Skin-PE 1.9 mm audio: PE 0.90 mm
Shielding:	video: Copper braiding + semiconductor audio: Copper spiral shielding + drain wire tin-plated
Shielding factor:	100%
Temperature range:	-25°C... +70°C
Fire load per m:	0.55 kWh
Weight per 1 m:	80 g
Packaging:	per m

ELECTRICAL DATA

Capac. cond./cond. per 1 m:	68 pF (audio)
Capac. cond./shield. per 1 m:	< 85 pF (instrument) / 120 pF (audio)
Cond. resistance per 1 km:	< 91 Ω (instrument) / < 136 Ω (audio)
Shield. resistance per 1 km:	30 Ω (audio)
Insulation resist. per 1 km:	> 1 GΩ (instrument + audio)

COLOR
 black

ORDER NO.
301-1101





GUITAR/INSTRUMENT HYBRID CABLE

4 X UNBALANCED, 2 X BALANCED + CAT.5e + POWER

SC-TRICONE 241P

⊗ STAGE ⊗ MOBILE ⊗ INSTALL

ANALOG OFC

Two-Four-One - the all-round ultimate in convenience...

for guitarists wanting to take advantage of the 4-cable method and other features.

The **SC-TRICONE 241P** is the optimal connection between instrument, amp, effects device and MIDI equipment. It contains **four** full-fledged, double-shielded **instrument lines**, ideal for an effects send/return connection before the amp plus an effects send/return loop between pre- and power amp.

So we have included **two balanced lines** for connecting MIDI signals, effects send/return or for amp switching, respectively.

In addition, the **SC-TRICONE 241P** has a **CAT.5e network line**, which can be used for switching control devices when you fit it with RJ45 connectors.

The package is powerfully rounded off by a **power cable** with **3 x 0.75 mm²/AWG18** wire cross-section to supply 115 volts of power to your effects pedal board system.

An ideal complement to this cable would be the HICON HI-J63M 6.3 mm/1/4" phone plug, which includes a clear area that wraps around the barrel where the user can label (and revise) each channel individually at any point in time.

APPLICATIONS:

- High-quality multicore connection for the discerning guitarist
- Complete wiring for amps, MIDI components, effects boards
- Universal use for any kind of patch or rack wiring

PRODUCT ADVANTAGES:

- Compact all-in-one connection in a flexible round jacket
- Also available in a ready-made terminated version for immediate use
- High-grade individual components with shielded LF and instrument cables



Application example



TECHNICAL DATA

Jacket, diameter:	PVC 21.8 mm (total) 5.9 mm (coax) 3.8 mm (audio) 5.7 mm (CAT.5e) 5.6 mm (power)
Inner conductors:	4 x 0.22 mm ² (coax) (AWG24) 2 x 2 x 0.14 mm ² (audio) (AWG26) 4 x 2 x 0.14 mm ² (CAT.5e) (AWG26) 3 x 0.75 mm ² (power)
Copper strands per conductor:	28 x 0.10 mm (coax) 18 x 0.10 mm (audio) 7 x 0.16 mm (CAT.5e)
Conductor insulation:	Foam/Skin-PE 1.8 mm (coax) PE 1.15 mm (audio) Foam/Skin-PE 0.93 mm (CAT.5e)
Shielding:	copper spiral shielding + semiconductor (coax) copper braiding (audio) AL/PT foil + drain wire (CAT.5e)
Shielding factor:	100%
Temperature range:	-15°C... +70°C
Fire load per m:	3.40 kWh
Weight per 1 m:	460 g
Packaging:	per m

ELECTRICAL DATA

Capac. cond./cond. per 1 m:	65 pF (audio) 48 pF (CAT.5e)
Capac. cond./shield. per 1 m:	85 pF (coax) 130 pF (audio)
Cond. resistance per 1 km:	90 Ω (coax) 135 Ω (audio)
Shield. resistance per 1 km:	< 30 Ω (audio)
Insulation resist. per 1 km:	> 1 GΩ (coax and audio) 2 GΩ (CAT.5e)
Surge impedance:	approximately 100 Ω (audio and CAT.5e)
Max. selection length (CAT.5e):	50 m
Shortening factor (CAT.5e):	0.73
Max. delay per 100 m:	500 ns @ 100 MHz
Loop resistance (CAT.5e):	170 Ω
Attenuation per 100 m	10 MHz: 8.4 dB
(20°C) (CAT.5e):	16 MHz: 11.0 dB 100 MHz: 29.9 dB

COLOR
■ black

ORDER NO.
301-2413



x00179

HI-FI AF-PHONO CABLE

UNBALANCED

SC-STRATOS

⊗ STUDIO ⊗ INSTALL ⊗ HIFI

ANALOG OFC



Honesty pays off...

sooner or later when you take a closer look at certain hi-fi cables after a few years of use. Even with a \$250 phono lead you may find a porous sleeve, shrunken insulation and oxidized copper. After all, most cables are constantly subjected to wilting waves of withering heat emanating from the transformer. Those cables not up to the task are often affected in relatively short order, degrading their physical form and electrical values.

Not so with our **SC-STRATOS** audio cable, which we made sure matches the level of high-end systems not just electrically, but sonically. The **SC-STRATOS** sounds incredibly natural, airy, unobtrusive, and offers complete silence during musical breaks.

With its multiple shielding (braiding + semiconductor), the **SC-STRATOS** is perfectly protected against electro-magnetic interference.

For heat dissipation, we have braided special plastic fibers into the mesh and wrapped it in an extremely durable heat-proof jacket material. For increased conductivity, the copper stranded wires have a special smooth coating applied to the conductors. The **SC-STRATOS** has been insulated with a durable and microscopically fine PE/PP mixture. Ideal for audio interconnects between (SA)CD Blu-ray player, DAT/DVD recorder or preamp and power amp.

Ø mm
8.5

Shielding
100%

mm²
1x0.34

APPLICATIONS:

- Audiophile interconnects
- High-end guitar cable

PRODUCT ADVANTAGES:

- Very natural and lively sound image
- Multiple shielding against AF and RF interference
- Reliably maintains electrical values over time
- Readily adapts to hi-fi components from different manufacturers

FREE SAMPLE
AVAILABLE!

More hi-fi cables can
be found in our latest
HICON complete
catalog!

TECHNICAL DATA

Construction:	(LIHS09YHS 1x0.34mm ²)DY
Jacket, diameter:	PVC 8.5 mm
Inner conductors:	1 x 0.34 mm ² (AWG22)
Copper strand per conductor:	7 x 0.25 mm
Conductor insulation:	PE/PP
Shielding:	Copper braided shielding + semiconductor
Shielding factor:	100%
Temperature range:	-20°C...+80°C
Fire load per m:	0.25 kWh
Weight per 1 m:	74 g
Packaging:	per m

ELECTRICAL DATA

Capac. cond./shield. per 1 m:	75 pF
Cond. resistance per 1 km:	< 53 Ω
Insulation resist. per 1 km:	> 1 GΩ

COLOR

■ slate

ORDER NO.

800-0056



Ⓜ x00029

INSTRUMENT, PATCH, DIODE CABLE

UNBALANCED

SC-ONYX TYNEE

⊗ STUDIO ⊗ INSTALL ⊗ HIFI

ANALOG OFC

Inconspicuous and yet so important...

are those little helpers which are built into almost every electrical appliance today. These small shielded instrument cables are also called "diode cables". They are the simpler version of instrument cables, like the ones used in professional audio technology. Since instrument cables for guitars are used in many different environments, they usually come doubly shielded with a copper spiral and a carbon sheath. In contrast, a diode cable just has a simple copper spiral shield – sufficient if the cable remains stationary, or is installed inside electrical equipment.

In the audio sector, diode cables are used to connect hi-fi components or as a budget keyboard cable, whereas in the electrical sector they are versatile enough to be used in an incredible number of applications. The **SC-ONYX TYNEE** is especially popular with product development teams, manufacturers and electronics hobbyists since it features tight stranding, a high quality copper (OFC class 6) and a very durable jacket compound.

Ø mm
4.0

Shielding
95%

mm²
1x0.22

APPLICATIONS:

- Cabling of unbalanced devices (e.g., keyboards)
- Connecting cable for hi-fi components
- Assembly of Y-adaptor cables
- Assembly of insert cables
- Interior wiring of electrical appliances

PRODUCT ADVANTAGES:

- Very flexible because of its finely stranded design
- Small jacket diameter enables easy termination with RCA and TS plug connectors
- Durable jacket compound and oxygen-free copper (OFC class 6)

FREE SAMPLE
AVAILABLE!

TECHNICAL DATA

Construction:	LI2YDY 1x0.22mm ²
Jacket, outer dimension:	PVC 4.0 mm
Inner conductors:	1 x 0.22 mm ² (AWG24)
Copper strand per conductor:	7 x 0.20 mm
Conductor insulation:	PE
Shielding:	Copper spiral shielding
Shielding factor:	95%
Temperature range:	-20°C...+70°C
Fire load per m:	0.12 kWh
Weight per 1 m:	18 g
Packaging:	100 m spool

ELECTRICAL DATA

Capac. cond./shield. per 1 m:	125 pF
Cond. resistance per 1 km:	< 85 Ω
Insulation resist. per 1 km:	> 1 GΩ

COLOR

■ black

ORDER NO.

300-0031



Ⓜ x00030

INSTRUMENT & PATCH CABLE

UNBALANCED

SC-ONYX 2008 SC-ONYX 2025 MKII

STUDIO
 INSTALL
 HIFI
 ANALOG
 OFC

The twin cable...

is similar in design and quality to the **TRICONE MKII**, but a little thinner due to the twin construction. It fits nearly all TS and RCA plugs, and is well-suited for manufacturing hi-fi cables and for permanent installations.

The **SC-ONYX** can be spliced at the center of the cable. Each wire has its own copper spiral shielding, plus a thick jacket. The insulation is either white and red or white and yellow (**SC-ONYX 2008**), respectively.

The **SC-ONYX 2008** is very small in diameter, which makes it ideal for terminating with mini TS connectors. Also available as single line (diode cable) **SC-ONYX TYNEE** (see previous page).



mm	2.6x5.9
mm	3.8x8.3
Shielding	90%
mm²	2x1x0.08
mm²	2x1x0.25

APPLICATIONS:

- Cabling unbalanced devices (keyboards)
- Connecting hi-fi components
- Constructing Y-adaptor cables
- Assembling insert cables

PRODUCT ADVANTAGES:

- Very flexible because of its finely stranded design
- Each conductor is insulated and individually shielded with copper spiral shielding
- Cable pairs can be pulled apart easily by hand
- Small jacket diameter facilitates termination with RCA and TS connectors

FREE SAMPLE AVAILABLE!

TECHNICAL DATA

	SC-ONYX 2008	SC-ONYX 2025
Construction:	LI2YDY 2x0.08mm ²	LI2YDY 2x0.25mm ²
Jacket, outer dimension:	PVC 2.6 x 5.9 mm	PVC 3.8 x 8.3 mm
Inner conductors:	2 x 1 x 0.08 mm ² (AWG28)	2 x 1 x 0.25 mm ² (AWG24)
Copper strands per conductor:	10 x 0.10 mm	32 x 0.10 mm
Conductor insulation:	PE-HD	PE
Shielding:	Copper spiral shielding	Copper spiral shielding
Shielding factor:	90%	90%
Temperature range:	-20°C...+70°C	-25°C...+70°C
Fire load per m:	0.20 kWh	0.23 kWh
Weight per 1 m:	26 g	38 g
Packaging:	100 m spool	100 m spool

ELECTRICAL DATA

Capac. cond./shield. per 1 m:	120 pF	120 pF
Cond. resistance per 1 km:	< 220 Ω	115 Ω
Insulation resist. per 1 km:	> 1 GΩ	> 1 GΩ

COLOR

- black, 2 x 0.08 mm²
- black, 2 x 0.25 mm²
- blue, 2 x 0.25 mm²

ORDER NO.
320-0061
320-0101
320-0102



x00031

INSTRUMENT CABLE

UNBALANCED, TWIN CABLE + CONTROL WIRE

SC-SINUS CONTROL

STUDIO
 INSTALL
 HIFI
 ANALOG
 OFC

It won't make your car run faster...

but a good sound system can overcome a fair amount of road noise. Seriously, though, the **SC-SINUS CONTROL** practically enjoys cult status among audiophiles and car audio gurus alike. Because for an extremely low price, you get a cable that is so good it's scary. The **SC-SINUS CONTROL** graces hundreds of thousands of home and car stereo systems, where it is especially appreciated for its perfect shielding (copper braiding + AL/PT foil), which prevents any interference both in the RF and AF range. Due to its special insulation of highly condensed Foam/Skin-PE, the **SC-SINUS CONTROL** has very low capacitance and very good audio data. A control wire is directly included to control CD players or other devices, but may also be used as a phono ground wire.



mm	6.2x15
Shielding	100%
mm²	2x0.35+1x0.35

APPLICATIONS:

- Instrument or phono cable for moderate to higher standards
- Unbalanced twin cable for high-quality car audio systems

PRODUCT ADVANTAGES:

- Delivers rock-solid bass with kick
- Dual shielding with 100% coverage
- Control wire included
- Very reasonably priced

FREE SAMPLE AVAILABLE!

TECHNICAL DATA

Construction:	LI2Y(ST)CY 2x0.35mm ² +1x0.35mm ²
Jacket, diameter:	PVC 6.2 x 15 mm
Inner conductors:	2 x 1 x 0.35 mm ² + 1 x 0.35 mm ² (AWG22)
Copper strands per conductor:	11 x 0.20 mm
Conductor insulation:	Foam/Skin-PE 3.0 mm
Shielding:	Copper braiding + AL/PT foil
Shielding factor:	100%
Temperature range:	-20°C...+70°C
Fire load per m:	0.26 kWh
Weight per 1 m:	86 g
Packaging:	50 m / 100 m spool

ELECTRICAL DATA

Capac. cond./shield. per 1 m:	75 pF
Cond. resistance per 1 km:	53 Ω
Insulation resist. per 1 km:	> 1 GΩ

COLOR
 ■ blue

ORDER NO.
320-0252



x00032

AES/EBU & DMX CABLE

BALANCED, PATCH

SC-SEMICOLON 2/4 AES/EBU PATCH

 STUDIO INSTALL

 ANALOG DIGITAL FRNC HALOGEN-FREE PUR OFC
Silence is not always golden...

not when it's all that's left of a digital signal that's been so badly bombarded with interference that it becomes unusable. A technician's nightmare! External interfering fields are the root of this problem, which in turn is exacerbated by badly shielded cables. This proves that cutting costs on material and shielding is a losing proposition. It makes much more sense to go with a winning cable like the **SC-SEMICOLON**, with its soft jacket material and 100% shielding. The outer diameter is only 5 mm/0.197" or 5.2 mm/0.205", respectively (quad version). This cable is the perfect AES/EBU lead for studio technology. It is ideally suited for patching or interior wiring. Where no extreme environmental influences are present, this cable can also be used for permanent installation over long distances. The wave impedance of 110 ohms ensures a loss-free transmission of digital signals.

The **SC-SEMICOLON** is also fully shielded by dense copper spiral shielding and an AL/PT foil or AL fleece underneath. Our smallest AES/EBU patch cable, the **SC-ISOPOD SO-F22D**, with a diameter of 3.3 mm/0.13", can be found on the previous pages.

For a transversely watertight PUR version - see the AQUA-MARINEX series.

AES/EBU & DMX CABLE

BALANCED, TWIN CABLE

SC-PEACOCK AES/EBU

STRONG SPVC

 STAGE STUDIO INSTALL

 ANALOG DIGITAL OFC
Side by side...

two pairs of conductors fit into two plugs. Or into three - or why not even four? You can do a lot with this cable, but it will be primarily used as a stereo cable for microphones and for manufacturing RCA and Y-patch cables.

Each of its wire pairs is protected individually by dense spiral shielding with 95% coverage and can be separated at anytime. The single line will fit into every 1/4", XLR, and RCA plug.

For round cables see multicores, e.g. **SC-MISTRAL** and **SC-QUANTUM HIGHFLEX**.



Ø mm

5.0

Shielding

100%

mm²

2x0.22

Ø mm

5.2

Shielding

100%

mm²

4x0.14



■ mm

4.5x9.2

Shielding

95%

mm²

2x2x0.22

FREE SAMPLE AVAILABLE!

APPLICATIONS:

- Professional studio and microphone technology
- Wiring of effects devices/control units with a return signal
- Professional MIDI technology, dubbing cables
- High-end connection of hi-fi components
- Controlling of lighting and scanner systems and displays

PRODUCT ADVANTAGES:

- Optimal shielding with dense copper spiral + AL/PT foil or AL fleece
- Compact and thus space-saving

TECHNICAL DATA

	SC-Semicolon 2	SC-Semicolon 4
Construction:	(2LI2Y0.22mm ²){ST}DY	(4LI2Y0.14mm ²){ST}DY
Jacket, diameter:	PVC/FRNC 5.0 mm	PVC/Soft PUR FRNC (accord. to IEC332-1) 5.2 mm
Inner conductors:	2 x 0.22 mm ² (AWG24)	4 x 0.14 mm ² (AWG26)
Copper strand per conductor:	PVC: 28 x 0.10 mm / FRNC: 7 x 0.20 mm	18 x 0.10 mm
Conductor insulation:	Foam/Skin-PE	Foam/Skin-PE
Shielding:	PVC: Copper spiral sleeve + AL-fleece FRNC: Copper spiral sleeve + AL/PT foil	Copper spiral sleeve + AL-fleece
Shielding factor:	100%	100%
Temperature range:	-25°C...+70°C	PVC: -40°C...+70°C PUR: -40°C...+70°C
Fire load per m:	0.13 kWh	0.18 kWh
Weight per 1 m:	33 g	48 g
Packaging:	100 m/500 m spool	100 m/500 m spool

ELECTRICAL DATA

Capac. cond./cond. per 1 m:	45 pF	40 pF
Capac. cond./shield. per 1 m:	95 pF	80 pF
Cond. resistance per 1 km:	80 Ω	< 140 Ω
Insulation resist. per 1 km:	> 1 GΩ	> 1 GΩ
Surge impedance:	110 Ω	110 Ω
Attenuation per 100 m (20°C):	1 MHz: 2.2 dB 3 MHz: 3.8 dB 10 MHz: 6.9 dB	1 MHz: 2.8 dB 3 MHz: 4.7 dB 10 MHz: 9.8 dB

COLOR

■ black

■ blue

★ blue, FRNC

■ black, quad, PVC

■ black, quad, SOFT-PUR-FRNC

□ white, quad, PVC

ORDER NO.

520-0101

520-0102

520-0102F

520-0141

521-0141

520-0140



x00033

APPLICATIONS:

- Wiring of stereo microphones
- Assembly of insert cables
- For DMX duplex transmission

PRODUCT ADVANTAGES:

- Highly flexible due to the use of a soft, cold-resistant PVC jacket
- Multiple applications, as the individual wires can be separated at any time

TECHNICAL DATA

Construction:	2[(2LI2Y0.22mm ²){DY}]
Jacket, outer dimension:	S-PVC 4.5 x 9.2 mm
Inner conductors:	2 x 2 x 0.22 mm ² (AWG24)
Copper strand per conductor:	28 x 0.10 mm
Conductor insulation:	Foam/Skin-PE 1.3 mm
Shielding:	Copper spiral sleeve
Shielding factor:	95%
Temperature range:	-30°C...+70°C
Fire load per m:	0.18 kWh
Weight per 1 m:	49 g
Packaging:	100 m spool

ELECTRICAL DATA

Capac. cond./cond. per 1 m:	70 pF
Capac. cond./shield. per 1 m:	125 pF
Cond. resistance per 1 km:	< 90 Ω
Shield. resistance per 1 km:	< 36 Ω
Insulat. resistance per 1 km:	> 500 MΩ
Surge impedance:	110 Ω

COLOR

■ blue

■ black

ORDER NO.

200-0552

200-0551



x00034

AES/EBU & DMX CABLE

BALANCED, OUTDOOR



SC-BINARY 234 AES/EBU MKII



STAGE
 MOBILE
 STUDIO
 INSTALL
 ELA

ANALOG
 DIGITAL
 FRNC
 HALOGEN-FREE
 OFC

Swinging with your girlfriend...

like Tarzan in the jungle. With this cable you could do just that: it can take a lot of tugging, bending, and rough wear and tear. This is important when installing it in sharp-edged lighting trusses.

The **SC-BINARY 234** is an outstanding cable for the transmission of digital signals in the 110 Ω AES/EBU and DMX data format. Its shielding is provided by an aluminum-vaporized fleece and copper spiral shielding with 100% coverage. So it offers very good protection against electric and magnetic interference. This cable ensures error-free data transfer over distances of up to 1000 meters/3280 feet. With the **SC-BINARY 234**, you'll be on the safe side.

Also available in a halogen-free FRNC version (521-0051F, according to IEC 332-3).

For the transversely watertight PUR version – see the AQUA-MARINEX series.

∅ mm
6.2

Shielding
100%

mm²
2x0.34

FREE SAMPLE AVAILABLE!

APPLICATIONS:

- Networking of scanners, lighting systems, digital mixing consoles, etc.
- For indoor and outdoor installation
- Connection of digital audio amplifiers, DAT recorders, etc.

PRODUCT ADVANTAGES:

- AES/EBU and DMX-conformant, highly flexible
- Very good shielding due to the use of copper spiral shielding and an aluminum-vaporized fleece
- Extremely rugged due to the special tough jacket
- Only a little more expensive than a standard microphone cable

TECHNICAL DATA

Construction:	(2[112Y0.34mm ²](ST)DY
Jacket, diameter:	PVC/PUR: 6.2 mm; FRNC (accord. to Test Type C): 5.6 mm
Inner conductors:	2 x 0.34 mm ² (AWG22)
Copper strands per conductor:	19 x 0.15 mm
Conductor insulation:	Foam/Skin-PE 1.50 mm
Shielding:	Copper spiral shielding + aluminum steamed fleece
Shielding factor:	100%
Temperature range:	-25°C...+70°C
Fire load per m:	0.17 kWh (520-0051F: 0.23 kWh)
Weight per 1 m:	50 g
Packaging:	100 m spool

ELECTRICAL DATA

Capac. cond./cond. per 1 m:	< 63 pF
Capac. cond./shield. per 1 m:	115 pF
Cond. resistance per 1 km:	53 Ω
Shield. resistance per 1 km:	28 Ω
Insulation resist. per 1 km:	> 1 GΩ
Surge impedance:	110 Ω

COLOR ORDER NO.

■ black	520-0051
■ blue	520-0052
■ grey	520-0056
★ black, FRNC	520-0051F
★ black, PUR-Blend	521-0051



x00035

AES/EBU & DMX CABLE

4-WIRES, BALANCED, OUTDOOR



SC-BINARY 434 DMX512



STAGE
 MOBILE
 STUDIO
 INSTALL
 ELA

ANALOG
 DIGITAL
 TERRA
 OFC

Back and forth, to and fro...

the dance of bits and bytes should flow. When data needs to be passed back and forth, a digital cable with a check-back channel should be used. The wave impedance of this cable is also specified at 110 Ω. Two of the four wires are responsible for the check-back function. The sturdy jacket is suitable both for outdoor use and permanent installation.

Color coding according to DIN 47100.

Due to the dual shielding (AL/PT foil + copper braiding) and wire coding, it conforms to the generally applicable guidelines (VDE 0812/ VDE 0207). Transmission rate 256 Kbs according to EIA 485 standard. The PE version is halogen-free, which makes it suitable for underground installation. Flexible PUR blend version for touring and outdoor applications.

The FRNC version is for in-wall installation.

∅ mm
7.0

Shielding
100%

mm²
4x0.34

FREE SAMPLE AVAILABLE!

APPLICATIONS:

- Networking of scanners and lighting systems with check-back function
- Connection of digital control units and devices of all kinds
- PE version for underground installation + saltwater-resistant
- PUR blend version for touring outdoor applications

PRODUCT ADVANTAGES:

- Digital transmission over long distances in accordance with DMX and AES/EBU standards
- Excellent protection against electrical interference (copper braiding + AL/PT foil)
- Extremely robust due to the special tough jacket
- PE version: saltwater-resistant and suitable for underground installation

TECHNICAL DATA

Construction:	[2(2[112Y0.34mm ²](ST)]CY
Jacket, diameter:	7.0 mm
Jacket material:	Standard in PVC/ground install. version PE/PUR-blend
Inner conductors:	4 x 0.34 mm ² (AWG22)
Copper strands per conductor:	7 x 0.25 mm
Conductor insulation:	PE 1.7 mm
Shielding:	Copper-cross mesh, tined + AL/PT foil
Shielding factor:	100%
Temperature range:	-25°C...+70°C
Fire load per m:	0.22 kWh
Weight per 1 m:	65 g
Packaging:	100 m spool

ELECTRICAL DATA

Capac. cond./cond. per 1 m:	58 pF
Capac. cond./shield. per 1 m:	100 pF
Cond. resistance per 1 km:	53 Ω
Shield. resistance per 1 km:	15 Ω
Insulation resist. per 1 km:	> 5 GΩ
Surge impedance:	110 Ω

COLOR ORDER NO.

■ grey, PVC	540-0056
■ black, PVC	540-0051
★ black, PE	540-0051PE
★ black, PUR-Blend	541-0051
★ black, FRNC	540-0051F



x00036

AES/EBU & DMX CABLE

4-WIRES, BALANCED, OUTDOOR, TWISTED PAIR

SC-BINARY 422 TP DMX512 STRONG SPVC

STAGE
 MOBILE
 STUDIO
 INSTALL
 ELA
 ANALOG
 DIGITAL
 TERRA
 OFC

These two don't want to know each other...

but they live in the same jacket! To minimize the diameter or to save space, AES/EBU or DMX cables are normally "cross-stranded", just like with our **SC-BINARY 434**. When used under extremely tough conditions, the wires can slightly shift which might result in a slightly wider tolerance range for the electrical data. To be on the safe side, you can go for this somewhat more complex version, with individual wire pair shielding, plus additional AL/PT foil insulation on both wire pairs. While this makes the cable a bit thicker, of course, this also gives it extra stability.

The new **SC-BINARY TP** (TWISTED PAIR) is fitted with an abrasion-proof, cold-resistant S-PVC jacket.

With its dual shielding (AL/PT foil + copper braiding) and wire coding, it complies with the generally applicable guidelines (VDE 0812/VDE 0207). Transmission rate 256 Kbs according to EIA 485.

APPLICATIONS:

- Connection of scanners and lighting systems with check-back function
- Connection of digital control units and devices of all kinds
- S-PVC jacket for mobile outdoor applications

Ø mm
8.0

Shielding
100%

mm²
4x0.22

PRODUCT ADVANTAGES:

- Digital transmission over long distances based on DMX and AES/EBU standards
- Excellent protection against electric interference (copper braiding + AL/PT foil) plus twisted-pair design
- Extremely sturdy owing to the tough jacket

TECHNICAL DATA

Construction:	[2(2LI2YS0.22mm ²)](ST)]CY
Jacket, diameter:	8.0 mm
Jacket material:	S-PVC
Inner conductors:	4 x 0.22 mm ² (AWG24)
Copper strand per conductor:	7 x 0.20 mm
Conductor insulation:	Foam/Skin-PE 1.55 mm
Shielding:	Copper braiding tin-plated + 2 x AL/PT foil
Shielding factor:	100%
Temperature range:	-25°C...+70°C
Fire load per m:	0.25 kWh
Weight per 1 m:	76 g
Packaging:	100 m spool

ELECTRICAL DATA

Capac. cond./cond. per 1 m:	45 pF
Capac. cond./shield. per 1 m:	110 pF
Cond. resistance per 1 km:	< 87 Ω
Shield. resistance per 1 km:	15 Ω
Insulat. resistance per 1 km:	> 100 MΩ
Surge impedance:	110 Ω
Transmission speed:	accord. to EIA-485 standard 256 Kbs

COLOR

- black
- blue

ORDER NO.

- 542-0051**
- 542-0052**



2 x 00037

BUS-CONTROL CABLE

2 x 0.35 mm²/AWG21 CONTROL + 2 x 2.0 mm²/AWG14 POWER/2 x 0.25 mm²/AWG23 CONTROL + 2 x 1.0 mm²/AWG17 POWER

SC-KOLORITH 1 / SC-KOLORITH MINI

MOBILE
 STUDIO
 INSTALL
 ELA
 ANALOG
 DIGITAL
 FRNC
 HALOGEN-FREE
 OFC

It colors up your life...

for the **SC-KOLORITH** is the perfect cable for use with low-voltage/intelligent DC loudspeaker products from MEYER SOUND. It is also great for building installation systems on a BUS basis as well as for connecting color wheels. The **SC-KOLORITH** transmits data and supplies power in one cable. The pairwise stranded data line (wave impedance 110 Ω) is shielded and, due to the use of fine, tinned 0.10 mm/AWG38 single stranded wires, guarantees high bending cycles. With 2 mm²/AWG14 (or 1 mm²/AWG17 on the **SC-KOLORITH MINI**), the two voltage supply wires are ideally dimensioned for the transmission of voltages up to 50 V with low power losses.

The **SC-KOLORITH MINI** fits perfectly into the EN3 connector from Switchcraft - see also the chapter "Ready-made Cables".

APPLICATIONS:

- For connecting low-voltage / intelligent DC products made by Meyer Sound
- For connection to a color wheel
- For installation purposes (studio, illumination, building services engineering)
- Outdoor installation applications

Ø mm
7.4

Shielding
100%

mm²
2x0.35+P

Ø mm
6.5

Shielding
100%

mm²
2x0.25+P

PRODUCT ADVANTAGES:

- Connection of building services engineering systems over distances of up to 1000 m/3280 ft.
- Also suitable as audio/speaker hybrid cable
- Very compact, flexible and easy to use

TECHNICAL DATA

	KOLORITH 1	KOLORITH MINI
Construction:	[2LIY2.0mm ² + (2LIY0.35mm ²)](ST)]Y	[2LIY1.0mm ² + (2LIY0.25mm ²)](ST)]Y
Jacket, diameter:	7.4 mm (total) 2.5 mm (BUS/audio)	6.5 mm (total) 2.3 mm (BUS/audio)
Inner conductors:	2 x 0.35 mm ² (audio), (AWG21) 2 x 2.0 mm ² (power)	2 x 0.25 mm ² (audio), (AWG23) 2 x 1.0 mm ² (power)
Copper strand per conductor: BUS:	45 x 0.10 mm tin-plated	32 x 0.10 mm tin-plated
Conductor insulation (Audio):	PP 1.3 mm	PP 1.3 mm
Shielding:	AL/PT foil + filler strand (BUS/audio)	
Shielding factor:	100%	100%
Temperature range:	-25°C...+70°C	-25°C...+70°C
Fire load per m:	0.32 kWh	0.239 kWh
Weight per 1 m:	88 g	55 g
Packaging:	per m	per m

ELECTRICAL DATA

Capac. cond./cond. per 1 m:	65 pF (BUS/audio)	73 pF (BUS/audio)
Capac. cond./shield. per 1 m:	104 pF (BUS/audio)	115 pF (BUS/audio)
Cond. resistance per 1 km:	< 60 Ω (BUS/audio)	< 78 Ω (BUS/audio)
Shield. resistance per 1 km:	25 Ω	30 Ω
Insulation resist. per 1 km:	> 1 GΩ	> 20 MΩ
Surge impedance:	110 Ω	110 Ω

COLOR

- black, **PVC** **500-0101-1**
- black, **FRNC** **500-0101-1F**
- black, **PVC, MINI** **500-0111-1**
- black, **FRNC, MINI** **500-0111-1F**



2 x 00038

FREE SAMPLE AVAILABLE!

MULTIPAIR AUDIO CABLE

BALANCED, PAIRS IN FOIL JACKET + OVERALL FOIL SHIELDING

SC-PLANET



STRONG SPVC

X-TORSION

⊗ STAGE ⊗ MOBILE ⊗ STUDIO ⊗ INSTALL

ANALOG OFC

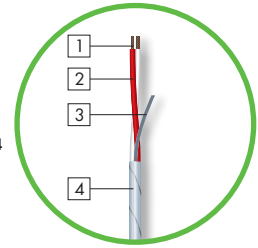
Au naturel and svelte...

Question: how do you keep a cable with multiple wire pairs slim, sleek and supple? Answer: go naked. Drop the insulating jacket and leave only the foil shielding around each wire pair. This not only keeps the entire cable slimmer, it also keeps your wallet fatter.


Technicians will like this cable. Great emphasis was placed on the workmanship of **SC-PLANET FMC** during the design phase. The compound foil on the wire pairs will not fall apart when you slip heat-shrink tubing over them; yet the cable is easy to cut cleanly and process further. The entire cable was also fitted with a solid and easily removable AL/PT foil and a pre-twisted drain wire. The overall foil shielding will remain inside the jacket during stripping and the conductors are color-coded. Due to its low capacitance it is perfect for longer distances (on cable reels, etc.).

The **FMC 12+2** version comes with two extra channels. These can be used as auxiliary channels on your multipair system (simply connect to the earth of the multi-pin connector).

- 1 Stranded wire construction
24 x 0.10 mm/AWG38
- 2 Wire pair 2 x 0.19 mm²/AWG24
Color-coded wire insulation
- 3 Tinned drain wire
- 4 Inside conductive AL/PT foil
Outer Ø 2.3 mm/0.091"



+ 2 AUXILIARY CHANNELS!



Sectional drawing

Chan.	+	-
1	sw	rt
2	sw	ws
3	sw	gn
4	sw	bl
5	sw	ge
6	sw	br
7	sw	or
8	rt	ws
9	rt	gn
10	rt	bl
11	rt	ge
12	rt	br
13	rt	or
14	gn	ws
black =		sw
white =		ws
orange =		or
red =		rt
green =		gn
yellow =		ge
blue =		bl
brown =		br

APPLICATIONS:

- Economically priced cable for the construction of stage box systems and multipin multipair systems
- Dependable line for permanent installation

PRODUCT ADVANTAGES:

- Compact diameter
- Excellent handling due to a special AL/PT foil
- Flexible due to tight wire stranding
- Good shielding provided by a foil screen around each wire pair plus a second around all pairs
- Very attractive price

FREE SAMPLE AVAILABLE!

Inet: FMC 3.4+2 OFC • 3.6x2x0.19mm² • by SOMMER CABLE Germany

Shielding
100 %

mm²
x2x0.19

TECHNICAL DATA

Construction:	[xx{2Ll2Y0.19mm ² }{ST}]F(ST)Y
Jacket material:	S-PVC
AWG:	AWG24
Conductor insulation:	PE 1.22 mm
Shielding:	AL/PT foil + filler strand, tin-plated (wire pair) + AL/PT foil + filler strand, tin-plated (total)
Shielding factor:	100%
Temperature range:	-30°C...+70°C
Jacket color:	■ black, matt
Packaging:	per m

ELECTRICAL DATA


Capac. cond./cond. per 1 m:	65 pF
Capac. cond./shield. per 1 m:	130 pF
Cond. resistance per 1 km:	< 90 Ω
Shield. resistance per 1 km:	75 Ω
Insulation resist. per 1 km:	> 1 GΩ

TYPE	Ø	INNER COND.	COPPER STR./COND.	FIRE LOAD	WEIGHT	ORDER NO.
FMC04	8.0 mm	4 x 2 x 0.19 mm ²	24 x 0.10 mm	0.20 kWh/m	80 g/m	100-0051-04
FMC12+2	12.4 mm	14 x 2 x 0.19 mm ²	24 x 0.10 mm	0.70 kWh/m	200 g/m	100-0051-12+2



2x00039

BULK CABLE - AUDIO



16 • highflex • 16x2x0.14mm² (AWG26) • audio [aes/ebu] OFC • by SOMMER CABLE Germany

Shielding
99%

mm²
x2x0.14

MULTIPAIR STAGE, STUDIO & INSTALLATION

BALANCED, INSULATED IN PAIRS, COPPER SPIRAL SHIELDING

SC-QUANTUM HIGHFLEX

STRONG
SPVC

X-TORSION

⊗ STAGE ⊗ MOBILE ⊗ STUDIO ⊗ INSTALL

ANALOG DIGITAL OFC

A true all-rounder..

because it could not be any longer, faster or more flexible. The **SC-QUANTUM HIGHFLEX** is just the cable that all "bending radius fetishists" want. Event technicians, musicians and ambitious live sound engineers have always been dreaming of this cable. The **SC-QUANTUM HIGHFLEX** is absolutely torsion-free, i.e. it can be easily wound in a figure-8 and will not twist during winding or unwinding. The S-PVC jacket, which is abrasion and cold-resistant down to -25°C (-13°F), feels soft – due to the superfine 0.07 mm/AWG41 individual copper strands and the polyethylene insulated wire protection. The interior is also wonderfully supple and unbreakable. From the 8-pair version upward, we have included an extra yellow/green PE wire (Protective Earth) to provide added stability and safety. The electrical and mechanical specs are likewise remarkable. Each wire pair is shrouded in an additional layer of insulation, numbered and shielded by a copper spiral with 99% coverage.

APPLICATIONS:

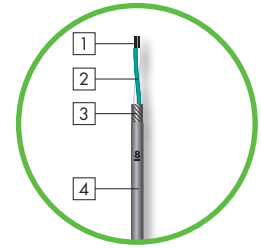
- Professional stage and live multicore with separate or central grounding
- Creation of highly flexible studio fanouts, analog and digital
- Permanent installation

PRODUCT ADVANTAGES:

- Each wire pair is individually insulated and shielded by a copper spiral (99% coverage)
- Additional ground wire (from 8-pair version on up)
- Very low 45 pF/m (13.7 pF/ft.) wire:wire capacitance
- Highly flexible and reelable without twisting
- In compliance with AES/EBU (110 Ω)
- Very attractive price

AUDIO [AES/EBU]

- 1 Stranded wire construction 36 x 0.07 mm/AWG41
- 2 Wire pair 2 x 0.14 mm²/AWG26
- 3 Copper spiral shielding
- 4 Numbered wire insulation Outer Ø 3.3 mm/0.13"

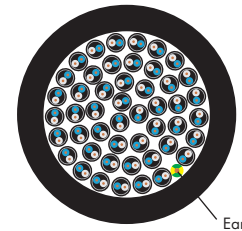


The **SC-QUANTUM HIGHFLEX** stands out with its low 445 pF/m (13.7 pF/ft.) wire:wire capacitance and will continue to meet the 110 Ω AES/EBU specifications for several hundred meters!

The wire pair diameter is perfectly suitable for direct mounting (e.g., of an XLR connector). The interior is protected from adverse influences by a highly flexible PVC jacket provides a wall thickness of almost 2 mm/0.079".

There has never been a cable with such electrical and mechanical values offered at such a low price!

(Multipair cable incl. load – see DMX multicore **SC-MONOLITH POWER DMX**)



Sectional drawing

Earth wire

FREE SAMPLE
AVAILABLE!

TECHNICAL DATA

Construction:	[xx{2LI2Y0.14mm ² }DY+{0.5mm ² }Y]Y
Jacket material:	S-PVC
AWG:	AWG26
Conductor insulation:	Skin-PE
Shielding:	Copper spiral in pairs, tin-plated
Shielding factor:	99%
Temperature range:	-25°C...+80°C
Jacket color:	■ black, matt
Packaging:	per m

ELECTRICAL DATA

Capac. cond./cond. per 1 m:	45 pF
Capac. cond./shield. per 1 m:	90 pF
Cond. resistance per 1 km:	< 138 Ω
Insulat. resistance per 1 km:	> 20 MΩ
Surge impedance:	110 Ω



x00040

TYPE	Ø	INNER COND.	COPPER STR.COND.	FIRE LOAD	WEIGHT	ORDER NO.
QMC02	8.5 mm	2 x 2 x 0.14 mm ²	36 x 0.07 mm	0.26 kWh/m	80 g/m	100-0451-02
QMC04	10.2 mm	4 x 2 x 0.14 mm ²	36 x 0.07 mm	0.41 kWh/m	108 g/m	100-0451-04
QMC08	13.8 mm	8 x 2 x 0.14 mm ²	36 x 0.07 mm	0.55 kWh/m	200 g/m	100-0451-08
QMC12	16.0 mm	12 x 2 x 0.14 mm ²	36 x 0.07 mm	0.83 kWh/m	255 g/m	100-0451-12
QMC16	17.5 mm	16 x 2 x 0.14 mm ²	36 x 0.07 mm	1.04 kWh/m	325 g/m	100-0451-16
QMC20	19.5 mm	20 x 2 x 0.14 mm ²	36 x 0.07 mm	1.31 kWh/m	410 g/m	100-0451-20
QMC24	21.5 mm	24 x 2 x 0.14 mm ²	36 x 0.07 mm	1.50 kWh/m	480 g/m	100-0451-24
QMC32	24.0 mm	32 x 2 x 0.14 mm ²	36 x 0.07 mm	1.92 kWh/m	630 g/m	100-0451-32
QMC48	29.0 mm	48 x 2 x 0.14 mm ²	36 x 0.07 mm	2.94 kWh/m	950 g/m	100-0451-48



sc-mistral • 24x2x0.22 mm² • audio [aes/ebu] OFC • by SOMMER CABLE Germany

Shielding
100%

mm²
x2x0.22

MULTIPAIR STUDIO, INSTALLATION

BALANCED, INSULATED IN PAIRS, AL/PT FOIL SHIELDING + AL/PT FOIL OVERALL SHIELDING

SC-MISTRAL

- MOBILE
 - STUDIO
 - INSTALL
- ANALOG DIGITAL OFC FRNC

Almost as old as Methuselah...

that's the **SC-MISTRAL MCF** multipair. We have been making it for almost 10 years using the same proven technology. The **SC-MISTRAL MCF** features PVC insulation around each wire pair, as is standard for studio multicores. Each pair is numbered, and each block of 8 pairs has its own color-coding for easy identification.

Each wire pair of the **SC-MISTRAL MCF** is accompanied by its own pre-twisted drain wire, and around all three is a shielding made of AL/PT compound foil. For added protection against corrosion and oxidation, both the conductors and the drain wire have been tinned. The cable is particularly easy to work with, because the AL/PT foil will stick to the outer jacket when stripping. The **SC-MISTRAL MCF** is very easy to lay and reel. We also recommend it for the assembly of multicore adapters. The insulated pairs can be directly inserted into XLR and 1/4" connectors without needing additional shrink tubing.

The model versions MCF04, MCF08 and MCF12 are also available in a **halogen-free and flame-retardant FRNC version** (IEC 332-3) for permanent installation.

APPLICATIONS:

- Ideal for studio installation and other permanent installs
- Fixed installation in theaters, public buildings, etc.
- Construction of dependable cable reel systems

PRODUCT ADVANTAGES:

- Additional insulation for each wire pair with a numbered and color-coded PVC sleeve
- Very flexible and crush-resistant owing to the use of a rubber-like jacket material
- Easy to work with due to the use of compound foil and a pre-twisted drain wire
- High bending cycles due to the tightly stranded copper wires
- Returns on cable fanouts are instantly recognizable thanks to the color coding of conductor pairs
- Low capacitance ensures high transmission quality even over greater distances
- Very reasonably priced

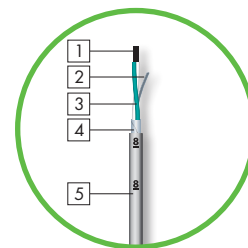
TECHNICAL DATA

Construction:	[xx{2Ll2Y0.22mm ² }{ST}Y]F{ST}Y
Jacket material:	S-PVC/FRNC
AWG:	AWG24/7
Conductor insulation:	Foam/Skin-PE 1.6 mm
Shielding:	AL/PT foil + total foil shielding + filler strand
Shielding factor:	100%
Temperature range:	-30°C...+70°C
Jacket color:	■ black, matt
Packaging:	per m

ELECTRICAL DATA

Capac. cond./cond. per 1 m:	46 pF	Attenuation per 100 m: 1 MHz:	4.7 dB
Capac. cond./shield. per 1 m:	85 pF	5 MHz:	12.3 dB
Cond. resistance per 1 km:	< 80 Ω	10 MHz:	16.5 dB
Shield. resistance per 1 km:	75 Ω	20 MHz:	23.8 dB
Insulation resist. per 1 km:	> 1 GΩ	40 MHz:	38.5 dB
Surge impedance:	110 Ω	60 MHz:	51.5 dB

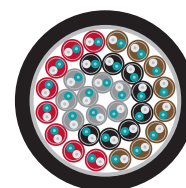
AUDIO [AES/EBU]



- 1 Stranded wire construction 7 x 0.20 mm/ AWG32
- 2 Drain wire
- 3 Wire pair 2 x 0.22 mm²/AWG24
- 4 Conductive AL/PT foil
- 5 Numbered and color-coded wire insulation Outer Ø 3.8 mm/0.15"

COLOR

■ grey	Wire pair	1 - 8
■ black	Wire pair	9 - 16
■ brown	Wire pair	17 - 24
■ red	Wire pair	25 - 32
□ white	Wire pair	32 - 40



Sectional drawing

FRNC VERSION NOW AVAILABLE!

IN COMPLIANCE WITH AES/EBU 110 Ω!

FREE SAMPLE AVAILABLE!

TYPE	Ø	INNER CONDUCTOR	COPPER STR./COND.	FIRE LOAD	WEIGHT	ORDER NO.
MCF02	9.0 mm	2 x 2 x 0.22 mm ²	7 x 0.20 mm	0.58 kWh/m	90 g/m	100-0101-02
MCF04	11.0 mm	4 x 2 x 0.22 mm ²	7 x 0.20 mm	0.76 kWh/m	130 g/m	100-0101-04
MCF04 FRNC	11.0 mm	4 x 2 x 0.22 mm ²	7 x 0.20 mm	0.54 kWh/m	116 g/m	100-0101-04F NEW!
MCF08	14.8 mm	8 x 2 x 0.22 mm ²	7 x 0.20 mm	1.21 kWh/m	256 g/m	100-0101-08
MCF08 FRNC	15.0 mm	8 x 2 x 0.22 mm ²	7 x 0.20 mm	0.97 kWh/m	201 g/m	100-0101-08F NEW!
MCF12	17.6 mm	12 x 2 x 0.22 mm ²	7 x 0.20 mm	1.78 kWh/m	338 g/m	100-0101-12
MCF12 FRNC	16.9 mm	12 x 2 x 0.22 mm ²	7 x 0.20 mm	1.38 kWh/m	274 g/m	100-0101-12F NEW!
MCF16	19.4 mm	16 x 2 x 0.22 mm ²	7 x 0.20 mm	2.25 kWh/m	400 g/m	100-0101-16
MCF24	24.5 mm	24 x 2 x 0.22 mm ²	7 x 0.20 mm	3.06 kWh/m	670 g/m	100-0101-24
MCF32	26.8 mm	32 x 2 x 0.22 mm ²	7 x 0.20 mm	4.04 kWh/m	836 g/m	100-0101-32



☎ x00041

BULK CABLE - AUDIO

MULTIPAIR STAGE + OB VAN

BALANCED, INSULATED IN PAIRS, COPPER SPIRAL SHIELDING + COPPER OVERALL SHIELDING

SC-TRANSFER HIGHFLEX



⊗ STAGE ⊗ MOBILE ⊗ STUDIO ⊗ INSTALL

ANALOG FRNC PUR OFC

5-year test trial...

this is the cable that anyone involved in sound, broadcasting and TV has been waiting for. Together with leading sound companies and employees from a variety of broadcasting stations, our technicians have developed a new multipair cable for tough outdoor applications.

To make sure that it handles cold, hard winter conditions well, we have fitted it with our specially formulated robust cold-resistant PUR Master Blend jacket. This guarantees temperature stability down to $-40^{\circ}\text{C}/-40^{\circ}\text{F}$, furthermore it is also very heat-resistant and abrasion-proof. The outer PUR jacket and the inner TPC-ET wire insulation were made for extreme applications. Rest assured that bending, heavy tugging, and dragging on the ground will barely affect this cable. Of course, this cable can also be used as a high-quality stage or installation cable.

We're happy to announce that the new **SC-TRANSFER HIGHFLEX** Multipair with the "MASTER BLEND" PUR jacket is available for immediate delivery. This jacket is so rugged and wear-proof that the cable comes with a 5-year warranty.

(For a powered version of this cable, see DMX multicore **SC-MONOLITH POWER DMX**).

FRNC HALOGEN-FREE

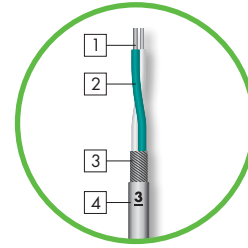
10-pair version, halogen-free and flame-retardant.

APPLICATIONS:

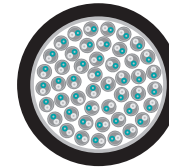
- Reelable cable for broadcasting and OB vans
- Permanent indoor and outdoor installation
- Extremely robust stage cable for high-quality stagebox systems
- Perfect studio line due to the high protection against interference

PRODUCT ADVANTAGES:


- Super small in diameter and very robust
- Extra paired insulation with a numbered PVC sleeve
- Excellent shielding against interference with a dense overall screen made of tinned copper braiding, plus copper spiral shielding around each wire pair
- Excellent signal transmission due to tightly stranded copper wiring



- 1 Stranded wire construction
18 x 0.10 mm/AWG38
- 2 2 x 0.14 mm²/AWG26
- 3 Copper spiral shielding
- 4 Numbered wire insulation
Outer Ø 2.3 mm/0.091"



Sectional drawing



→ We use a PUR Master Blend jacket of the highest quality. It is not only cold-resistant, but also heat-proof and completely adhesion-free (dirt-repellent)!

Shielding
90%

mm²
x2x0.14

TECHNICAL DATA

Construction:	[xx(2LI2Y0.14mm ²)DY]CY PUR
Jacket material:	PUR, Master Blend
AWG:	AWG26
Conductor insulation:	PE 0.85 mm, wire jacket TPC-ET 2.3 mm
Shielding:	Copper spiral in pairs, overall shielding copper braiding, tin-plated
Shielding factor:	90%
Temperature range:	$-40^{\circ}\text{C}...+70^{\circ}\text{C}$ (accord. to ISO458)
Jacket color:	■ black
Packaging:	per m

ELECTRICAL DATA

Capac. cond./cond. per 1 m:	85 pF
Capac. cond./shield. per 1 m:	140 pF
Cond. resistance per 1 km:	< 138 Ω
Shield. resistance per 1 km:	< 125 Ω
Insulation resist. per 1 km:	> 1 G Ω
Surge impedance:	75 Ω



☒ x00043

TYPE	Ø	INNER COND.	COPPER STR./COND.	FIRE LOAD	WEIGHT	ORDER NO.
AMCK08	9.9 mm	8 x 2 x 0.14 mm ²	18 x 0.10 mm	0.40 kWh/m	138 g/m	100-0401-08
AMCK12	11.5 mm	12 x 2 x 0.14 mm ²	18 x 0.10 mm	0.50 kWh/m	180 g/m	100-0401-12
AMCK16	14.5 mm	16 x 2 x 0.14 mm ²	18 x 0.10 mm	0.78 kWh/m	274 g/m	100-0401-16
AMCK32	18.6 mm	32 x 2 x 0.14 mm ²	18 x 0.10 mm	1.12 kWh/m	478 g/m	100-0401-32
AMCK48	21.8 mm	48 x 2 x 0.14 mm ²	18 x 0.10 mm	1.65 kWh/m	765 g/m	100-0401-48

MULTIQUAD STUDIO HIGH-END

AUDIO [AES/EBU]

BALANCED, INSULATED BY CHANNEL, AL/PT FOIL AND COPPER SPIRAL SHIELDING + COPPER OVERALL SHIELDING



SC-PEGASUS



⊗ STAGE ⊗ MOBILE ⊗ STUDIO ⊗ INSTALL ⊗ HIFI

ANALOG DIGITAL OFC

Reaching for the stars...

was our aim with this cable. We came up with a high-end multiconductor cable which may very well be the best available on the market today.

This is the multi-channel audio cable for the ambitious studio professional unwilling to compromise on linearity and shielding. To achieve optimal sound, wire the four conductors of each channel in a star-quad arrangement, with the opposite conductors wired in parallel. That way we achieve an incredibly low capacitive value of approximately 37 pF/m (11.3 pF/ft.) wire:wire, and thus a nearly loss-free transmission over greater distances.

When wired in a cross formation, the **SC-PEGASUS** can be used for digital applications (AES/EBU 110 Ω)! Our tight stranding, using fine oxygen-free copper stranded wires with a diameter of just 0.05 mm/AWG44, is optimal for delivering a pristinely accurate signal across the entire frequency spectrum, while providing the advantage of high bending cycles and a long life.

The **SC-PEGASUS** has shielding that goes far beyond the demands normally required of a high-end multipair cable, partially because it is literally multi-quad. It is equipped with an overall screen, plus an individual shield for each channel, each with 100% optical coverage. The overall shield is made of copper cross-braiding, and the channel screens consist of a copper spiral with an additional conductive AL foil. The **SC-PEGASUS** is not only protected against external interference, but each set of channel wires are also perfectly separated and shielded from each other.

With the **SC-PEGASUS**, you are purchasing a cable that represents the present and future in state-of-the-art multi-channel connectivity, so that going forward you can finally focus entirely on your music and your mix.

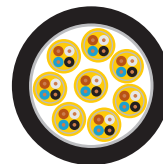
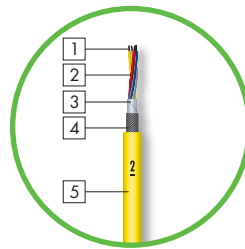
APPLICATIONS:

- Ultimate studio reference cable
- High-end permanent installations
- Construction of high-end stagebox systems

PRODUCT ADVANTAGES:

- Smoothly balanced sound across entire audible spectrum
- Low-loss signal transmission and perfect shielding
- Absolutely superb technical and electrical values
- Digital-capable (when wired in a star-quad configuration, i.e. a double-balanced cross formation)

- 1 Stranded wire construction 102 x 0.05 mm/AWG44
- 2 Quad wires 4 x 0.20 mm²/AWG24
- 3 Conductive AL/PT foil
- 4 Copper spiral shielding
- 5 Numbered wire insulation Outer Ø 4.7 mm/0.185"



Sectional drawing



→ *Two things surprised us. The high capacitive values of the star-quad cables from other manufacturers and the fact that a star-quad connection did not yield the values to be expected from a studio multipair. Even a star-quad value of 70 pF/m (21.3 pF/ft.) wire:wire could not compare with a budget SOMMER CABLE audio multicore (standard 45 to 65 pF/m (13.7 to 19.8 pF/ft.) wire:wire with SC-Planet FMC, SC-Quantum Highflex, SC-Mistral etc.). It became obvious that we should also "crossbreed" our cables... and surprise, surprise!*

FREE SAMPLE AVAILABLE!

TECHNICAL DATA

Construction:	[xx(4LI2Y0.20mm ²)](ST)DY]CY
Jacket material:	S-PVC
AWG:	AWG24
Conductor insulation:	Foam/Skin-PE
Shielding:	Copper braiding tin-plated (overall) and copper spiral tin-plated + AL/PT foil (wire pair)
Shielding factor:	100%
Temperature range:	-20°C...+70°C
Jacket color:	■ black
Packaging:	per m

ELECTRICAL DATA

Capac. cond./cond. per 1 m:	37 pF (star-quad)
Capac. cond./shield. per 1 m:	76 pF (star-quad)
Cond. resistance per 1 km:	< 100 Ω
Insulat. resistance per 1 km:	> 20 MΩ
Surge impedance:	110 - 120 (star-quad)
Attenuation per 100 m (20°C):	1 MHz: 3.2 dB
	10 MHz: 8.9 dB
	25 MHz: 14.6 dB
	50 MHz: 20.0 dB
	75 MHz: 24.3 dB
	100 MHz: 28.3 dB

TYPE	Ø	INNER COND.	COPPER STR./COND.	FIRE LOAD	WEIGHT	ORDER NO.
CMCK02	13.5 mm	2 x 4 x 0.20 mm ²	102 x 0.05 mm	0.72 kWh/m	194 g/m	100-0501-02
CMCK04	15.4 mm	4 x 4 x 0.20 mm ²	102 x 0.05 mm	1.15 kWh/m	295 g/m	100-0501-04
CMCK08	21.0 mm	8 x 4 x 0.20 mm ²	102 x 0.05 mm	1.93 kWh/m	538 g/m	100-0501-08



BULK CABLE - AUDIO

AUDIO [AES/EBU]

COMPACT MULTIPAIR BROADCAST

BALANCED, INSULATED IN PAIRS, COPPER SPIRAL SHIELDING + COPPER OVERALL SHIELDING

SC-AURA DMCK

STAGE
 MOBILE
 STUDIO
 INSTALL

ANALOG
 DIGITAL
 FRNC
 OFC

A perfect 10...

if you're looking for the perfect cable to fit the Siemens multi-pin connector. With a diameter of only 12.0 mm/0.472", the **SC-AURA DMCK10** (100-0351-10F) is simply perfect for the SIEMENS male/female DIN41622 and all other multi-pin connectors.

What makes it special is not just the small diameter, but also a constant wave impedance of 110 Ω (±3% tolerance). We were able to maintain this constant wave impedance by leaving out the drain wire. Instead we used a dense and tightly stranded oxygen-free copper spiral. The entire wire pair is then protected by a color-coded insulation.

So the **SC-AURA** is not only sturdy, but also perfectly shielded against interference.

The **SOFT-PUR-FRNC** version is easy to reel and hence perfectly suitable for touring applications, yet equally suitable for permanent installation with the FRNC jacket. We recommend the lower-priced 10-pair PVC version for the assembly of patch cables and for mobile indoor applications.

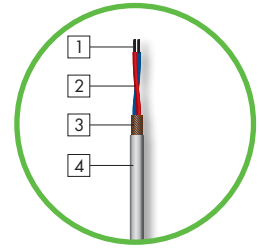
APPLICATIONS:

- Mobile production (outdoor: SOFT-PUR-FRNC/indoor: PVC) and permanent installation (FRNC)
- Transmission of digital signals in the studio setting
- Flexible stage multipair (stageboxes, insert snakes, etc.)

PRODUCT ADVANTAGES:

- Small diameter of 12.0 mm/0.472" (DMCK10-F), thus ideal for finishing for the 30-pin SIEMENS type male and Sub-D connectors
- Highly flexible due to the tight stranding and supple jacket material
- Extremely durable due to the use of oxygen-free copper and individually insulated wire pairs
- Due to the smart design, a constant wave impedance of 110 Ω is guaranteed even after repeated reeling
- Ideal as AUDIO multipair due to low attenuation values

- 1 Stranded wire construction
19 x 0.10 mm/AWG38
- 2 Color-coded wire pair
2 x 0.15 mm²/
AWG24
- 3 Copper spiral shielding
- 4 Color-coded wire insulation
Outer Ø 3.1 mm/0.122"



THE SPECIAL CABLE FOR THE SIEMENS MULTI-PIN CONNECTOR!



Sectional drawing

Color code according to ARD functional specs

Channel	+	-
CH1	red	blue
CH2	white	brown
CH3	white	green
CH4	white	yellow
CH5	white	grey
CH6	white	pink
CH7	white	blue
CH8	white	red
CH9	white	black
CH10	white	violet

Color code of DMCK 10 PVC

Channel	+	-
CH1	black	red
CH2	black	white
CH3	black	green
CH4	black	blue
CH5	black	yellow
CH6	black	brown
CH7	black	orange
CH8	red	white
CH9	red	green
CH10	red	blue

FREE SAMPLE AVAILABLE!

Shielding
90%

mm²
x2x0.15

TECHNICAL DATA

Construction:	[x(2LI2Y0.15mm ²)DY]CY
Jacket material:	PVC/Soft-PUR-FRNC
AWG:	AWG26
Conductor insulation:	PE 1.10 mm
Shielding:	Copper spiral + overall shielding out of copper braiding, tin-plated
Shielding factor:	90%
Temperature range:	PVC: -20°C...+70°C FRNC: -30°C...+80°C
Packaging:	per m

ELECTRICAL DATA

Capac. cond./cond. per 1 m:	55 pF
Capac. cond./shield. per 1 m:	160 pF
Cond. resistance per 1 km:	< 130 Ω
Shield. resistance per 1 km:	< 125 Ω
Insulation resist. per 1 km:	> 1 GΩ
Surge impedance:	110 Ω



x00045

TYPE	COLOR	Ø	INNER COND.	COPPER STR./COND.	FIRE LOAD	WEIGHT	ORDER NO.
DMCK10 PVC	■ black	14.4 mm	10 x 2 x 0.15 mm ²	19 x 0.10 mm	0.90 kWh/m	262 g/m	100-0351-10
DMCK10 SOFT-PUR-FRNC	★ black	12.0 mm	10 x 2 x 0.15 mm ²	19 x 0.10 mm	0.90 kWh/m	264 g/m	100-0351-10F

MULTIPAIR MODULATION CABLE, FRNC

AUDIO [AES/EBU]

BALANCED, HALOGEN-FREE + FLAME-RETARDANT, INSULATED IN PAIRS, AL/PT FOIL SHIELDING + AL/PT FOIL AND COPPER OVERALL SHIELDING

SC-MATRIX

⊗ INSTALL ⊗ ELA

ANALOG DIGITAL FRNC HALOGEN-FREE TERRA OFC

“Beneficent is fire's might...”

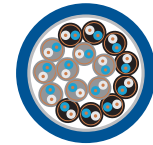
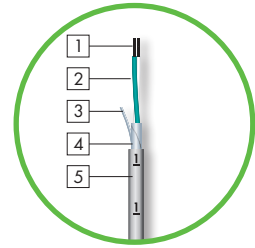
when man subdues and watches it.” – Friedrich Schiller
Tamed are the flames if they extinguish themselves during a fire and no hazardous gases are set free. This is ensured by a special jacket and a clever interior construction, built according to the FRNC guideline for halogen-free and flame-retardant cables. It's obligatory for any installations in public buildings.

The **SC-MATRIX** is a digital multipair or modulation cable which, owing to its large wire cross-section of 0.25 mm²/AWG23, is also suitable for installation over distances exceeding 130 m/425 ft. Due to the AL/PT foil screen around each pair and the overall screen consisting of both AL/PT foil and copper braiding, the **SC-MATRIX** offers excellent protection against external interference. This cable is not suitable for mobile applications!

- 1 Stranded wire construction 32 x 0.10 mm/ AWG38
- 2 Wire pair 2 x 0.25 mm²/AWG23
- 3 Tinned drain wire (AWG24)
- 4 AL/PT foil
- 5 Numbered and color-coded wire insulation Outer Ø 3.6 mm/0.142"

COLOR

grey	Wire pair	1 - 8
black	Wire pair	9 - 16
brown	Wire pair	17 - 24
red	Wire pair	25 - 32



Sectional drawing

SUITABLE FOR UNDERGROUND INSTALLATION!

ALSO USABLE AS AUDIO MULTIPAIR!

APPLICATIONS:

- To be used as an audio, modulation and AES/EBU cable
- Permanent installation in public buildings such as schools, theaters and discos
- Installation in broadcasting studios for interconnecting sound systems
- Underground installation

PRODUCT ADVANTAGES:

- Halogen-free and flame-retardant according to test type C (IEC60332-1 + 60332-3)
- Suitable for long distances due to the large wire cross-section of 0.25 mm²/AWG23
- Digital-capable due to the 110 Ω wave impedance
- For better identification, the wire pairs are numbered and color-coded

FREE SAMPLE AVAILABLE!

110 Ohm multicore • by SOMMER CABLE Germany

Shielding 100%

ID mm² x2x0.25

sc-matrix

TECHNICAL DATA

Construction:	[xx(2LI2Y0.25mm ²)DH]CH
Jacket material:	FRNC accord. to Test Type C
AWG:	AWG23
Conductor insulation:	Foam/Skin-PE 1.6 mm
Shielding:	AL/PT foil + AL/PT foil and copper braiding overall shielding
Shielding factor:	100%
Temperature range:	-20°C...+80°C
Jacket color:	■ dark blue
Packaging:	per m

ELECTRICAL DATA

Capac. cond./cond. per 1 m:	46 pF
Capac. cond./shield. per 1 m:	105 pF
Cond. resistance per 1 km:	< 72 Ω
Insulation resist. per 1 km:	> 1 G Ω
Surge impedance at 1.0 Mhz:	110 Ω
Attenuation per 100 m (20°C):	5 MHz: 7.00 dB
	10 MHz: 11.30 dB
	20 MHz: 17.80 dB
	40 MHz: 29.10 dB
	60 MHz: 39.10 dB
	80 MHz: 48.30 dB
	100 MHz: 56.90 dB

TYPE	Ø	INNER CONDUCTOR	COPPER STR./COND.	FIRE LOAD	WEIGHT	ORDER NO.
MMC 02	10.0 mm	2 x 2 x 0.25 mm ²	32 x 0.10 mm	0.22 kWh/m	110 g/m	100-0302-02
MMC 04	11.9 mm	4 x 2 x 0.25 mm ²	32 x 0.10 mm	0.32 kWh/m	158 g/m	100-0302-04
MMC 08	15.5 mm	8 x 2 x 0.25 mm ²	32 x 0.10 mm	0.51 kWh/m	288 g/m	100-0302-08
MMC 12	18.5 mm	12 x 2 x 0.25 mm ²	32 x 0.10 mm	0.76 kWh/m	452 g/m	100-0302-12
MMC 16	21.5 mm	16 x 2 x 0.25 mm ²	32 x 0.10 mm	0.90 kWh/m	540 g/m	100-0302-16



x00046

BULK CABLE - AUDIO

MULTIPAIR MODULATION CABLE, FIXED INSTALLATION, FRNC AUDIO [AES/EBU]

BALANCED, SOLID WIRES, HALOGEN-FREE + FLAME-RETARDANT, INSULATED IN PAIRS, AL/PT FOIL SHIELD. + AL/PT FOIL, COPPER OVERALL SHIELDING

SC-LOGICABLE MP

⊗ INSTALL ⊗ ELA

ANALOG DIGITAL FRNC HALOGEN-FREE OFC

It may be a little more rigid...

but it's also a little less expensive. In short, this is exactly what people demand from a modulation cable with solid conductors. Due to its simple construction, the **SC-LOGICABLE** does not cost an arm and a leg, but fulfills all important criteria required for fixed installations. The **SC-LOGICABLE** multipair cable guarantees remarkable electrical specifications, i.e. wire:wire capacitance of 45 pF/m (13.1 pF/ft.), excellent overall shielding (copper braiding + aluminum foil), a halogen-free and flame-retardant jacket which complies with the toughest fire safety standards (FRNC-IEC60332.3, test type C) as well as individually insulated, numbered and shielded wire pairs (PiMF).

The advantage of solid core wires is that with relatively simple means one can achieve very good attenuation values and low capacitance, which in turn is very important for the long distances these cables are laid. Furthermore an optimal connection to LSA+ multipoint connectors is possible.

Please note that cables of this type are not suitable for mobile applications.

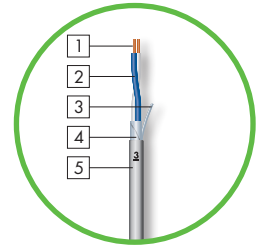
APPLICATIONS:

- Fixed installation in in-wall construction
- Data transmission according to AES/EBU standards in the broadcast arena

PRODUCT ADVANTAGES:

- Triple shielding for superb noise immunity
- Very reasonably priced
- Simultaneous transmission of high-quality analog signals and digital data in the AES/EBU format (110 Ω)
- Conforms to the highest fire protection class FRNC, according to IEC60332.3, test type C
- Very easy to work with - usable with LSA+ multipoint connectors

- 1 Construction 1 x 0.57 mm/AWG23
- 2 Wire pair 2 x 0.57 mm/AWG23
- 3 Tinned drain wire (AWG26)
- 4 Conductive AL/PT foil
- 5 Numbered wire insulation
Outer Ø 3.5 mm/0.138"



Throw away your saw!

With the "Powercut PC85" you can make fast, clean and precise cuts (up to 6.00 mm²/AWG9!)

BULK CABLE - AUDIO



Shielding
100 %

Ø Wire
x2x0.57

TECHNICAL DATA

Construction:	[xx(J-02YS0.57mm)](ST)CH
Jacket material:	FRNC (Test Type C) accord. VDE 0472 and IEC-332-3
AWG:	AWG23/1
Conductor insulation:	Foam/Skin-PE 1.5 mm
Shielding:	Copper braiding tin-plated 85% + AL foil (overall) and filler strand tin-plated AWG26 (0.4 mm) + AL foil (wire pairs)
Shielding factor:	100%
Temperature range:	-30°C...+70°C (permanent installation)
Jacket color:	■ grey RAL 7001
Packaging:	per m

ELECTRICAL DATA

Capac. cond./cond. per 1 m:	43 pF
Capac. cond./shield. per 1 m:	83 pF
Cond. resistance per 1 km:	< 82 Ω
Insulation resist. per 1 km:	1 GΩ
Surge impedance:	110 Ω ±5%
Attenuation per 100 m (20°C):	300 KHz: 1.4 dB
	600 KHz: 2.0 dB
	1 MHz: 2.5 dB
	10 MHz: 6.3 dB
	20 MHz: 8.6 dB



ⓧ x00047

FREE SAMPLE
AVAILABLE!

TYPE	Ø	INNER COND.	COPPER STR./COND.	FIRE LOAD	WEIGHT	ORDER NO.
MODF 01	5.5 mm	1 x 2 x 0.57 mm	1 x 0.57 mm	0.05 kWh/m	40 g/m	100-1156-01
MODF 02	9.0 mm	2 x 2 x 0.57 mm	1 x 0.57 mm	0.25 kWh/m	95 g/m	100-1156-02
MODF 03	9.2 mm	3 x 2 x 0.57 mm	1 x 0.57 mm	0.28 kWh/m	100 g/m	100-1156-03
MODF 04	11.1 mm	4 x 2 x 0.57 mm	1 x 0.57 mm	0.40 kWh/m	126 g/m	100-1156-04
MODF 06	12.4 mm	6 x 2 x 0.57 mm	1 x 0.57 mm	0.49 kWh/m	190 g/m	100-1156-06
MODF 08	14.0 mm	8 x 2 x 0.57 mm	1 x 0.57 mm	0.55 kWh/m	238 g/m	100-1156-08
MODF 10	15.3 mm	10 x 2 x 0.57 mm	1 x 0.57 mm	0.65 kWh/m	280 g/m	100-1156-10
MODF 12	17.2 mm	12 x 2 x 0.57 mm	1 x 0.57 mm	0.92 kWh/m	396 g/m	100-1156-12
MODF 20	22.6 mm	20 x 2 x 0.57 mm	1 x 0.57 mm	1.45 kWh/m	580 g/m	100-1156-20
MODF 24	23.6 mm	24 x 2 x 0.57 mm	1 x 0.57 mm	1.53 kWh/m	672 g/m	100-1156-24
MODF 32	27.0 mm	32 x 2 x 0.57 mm	1 x 0.57 mm	1.98 kWh/m	770 g/m	100-1156-32

MULTIPAIR AF, SAFETY & FIRE ALARM CABLE, FIXED INSTALLATION, FRNC, E30-E90

BALANCED, SOLID CONDUCTORS, HALOGEN-FREE + FLAME-RETARDANT E30-E90, ACCORDING TO DIN VDE 0815, AL/PT FOIL WITH FILLER STRAND

SC-LOGICABLE SAFETY BD / JE-H(ST)H...BD

⊗ INSTALL ⊗ ELA

ANALOG FRNC HALOGEN-FREE OFC E30 E90

Keeping fire at bay...

is no problem for our **SC-LOGICABLE SAFETY** with E30 - E90 system integrity. This cable has become an installation standard in public buildings and industrial facilities to transmit audio, control and test signals. Due to the use of a special polymer, it complies with fire protection requirements according to DIN VDE 4102 part 12, E30 - E90 and FE180 (DIN VDE 0472, part 814).

Please note that cables of this type are not suitable for mobile applications. System integrity depends on use of the proper installation technique.

Its non-flammability rating meets requirements specified in DIN VDE 0482 part 266-2, EN 50266-2 and IEC 60332-3. The absence of halogens and corrosive gases is in compliance with DIN VDE 0482 parts 267-2 EN50267-2 and IEC 60754-2, and low smoke density is in compliance with DIN VDE 0482 parts 268, EN 50268 and IEC 61034. It's flame resistance is rated at 15 minutes (BS8367; W) at 6650°C / 1202°F.

Not suitable for the use of high voltage current, nor for direct burial.

APPLICATIONS:

- Transmission of measuring, control and data signals in fire prone spaces
- For permanent installation in construction (airports, hospitals, automotive engineering technology, industrial facilities, etc.)

PRODUCT ADVANTAGES:

- Available in versions from 2 wire pairs to 12
- Complies with the high fire protection requirements of DIN VDE 4102 part 12, E30 - E90, and other relevant DIN standards
- 100% shielding offers ideal protection from electrical interference. Jacket formulation inhibits flame from spreading.



Fire alarm lines in cable tray raceway

Shielding
100%

∅ Wire
x2x0.8

TECHNICAL DATA

Construction:	JE-H(ST)H..Bd FE180/E90
Jacket material:	flame-retardant and halogen-free HM1 polymer (DIN VDE 0207, part 24)
AWG:	AWG 20
Conductor insulation:	Silicone E12
Shielding:	AL/PT fo (overall) with tin-plated drain wire AWG26 (0.4 mm)
Shielding factor:	100%
Temperature range:	-20°C...+90°C
Jacket color:	■ red, RAL 3000
Packaging:	per m

ELECTRICAL DATA

Capac. cond./cond. per 1 m:	110 pF (800 Hz)
Capac. cond./shield. per 1 m:	250 pF (800 Hz)
Loop resistance per 1 km:	< 75 Ω
Insulat. resistance per 1 km:	500 GΩ
Surge impedance:	105 Ω ±10%
Test voltage cond./cond.:	400 V
Test voltage cond./shield.:	2500 V

FREE SAMPLE AVAILABLE!

TYPE	∅	INNER COND.	FIRE LOAD	WEIGHT	ORDER NO.
MODFS02	8.0 mm	2 x 2 x 0.8 mm	0.20 kWh/m	80 g/m	100-1173-02
MODFS04	9.8 mm	4 x 2 x 0.8 mm	0.33 kWh/m	114 g/m	100-1173-04
MODFS08	12.5 mm	8 x 2 x 0.8 mm	0.70 kWh/m	275 g/m	100-1173-08
MODFS12	17.0 mm	12 x 2 x 0.8 mm	0.89 kWh/m	375 g/m	100-1173-12



Ⓜ x00048

TELECOMMUNICATIONS CABLE, PERMANENT INSTALLATION

BALANCED, SOLID CONDUCTORS, ACCORDING TO DIN VDE 0815, FLAME-RETARDANT, AL/PT FOIL WITH DRAIN WIRE

LOGICABLE LG / J-Y(ST)Y LG

INSTALL ELA

ANALOG OFC

Whether it's good news...

or not so good news, it can be transmitted with our **LOGICABLE LG** telecommunications cable. It's perfect for branch and desktop stations or for control and measurement data signals. The installation can be indoors in dry or wet areas, or outdoors on exterior walls not exposed to direct sunlight.

The wires are color-coded according to VDE 0815 and grouped as pairs, which are again twisted into layers. Optimal protection against electrical interference is provided by an AL/PT overall foil screen.

As for its diameter and material, the robust, flame-retardant PVC outer jacket complies with DIN VDE 0207/5 and VDE 0815/Tab.19 guidelines.

The **LOGICABLE LG** conforms with the EU Low Voltage Directive EWG93/68/ or EWG73/23.

Not suitable for high current applications, nor direct burial.

APPLICATIONS:

- Telecommunications installation cable for branch and desktop stations or for control and measurement data signals
- For permanent indoor and outdoor installations

PRODUCT ADVANTAGES:

- Available in versions from 2 pair to 100 pair
- Complies with the VDE 0815, VDE 0482-332-1-2/ IEC 60332-1 standards and other requirements

**Throw away your saw!**

With the "Powercut PC85" you can make fast, clean and precise cuts (up to 6.00 mm²/AWG9)!

Shielding
100%

TECHNICAL DATA

Construction:	J-Y(ST)Y Lg
Jacket material:	PVC, flame-retardant and self-extinguishing according to VDE 0482-332-1-2 / IEC 60332-1
AWG:	AWG 20 (0.8 mm), AWG 23 (0.6 mm)
Conductor insulation:	PVC accord. to VDE 0207/4
Shielding:	AL/PT foil + filler strand
Shielding factor:	100%
Temperature range:	-30°C...+70°C
Jacket color:	■ grey
Packaging:	per m

ELECTRICAL DATA

Capac. cond./cond. per 1 m:	100 pF (800 Hz)
Capac. cond./shield. per 1 m:	300 pF (800 Hz)
Loop resistance per 1 km:	< 75 Ω (0.8 mm), < 130 Ω (0.6 mm)
Insulat. resistance per 1 km:	100 MΩ
Surge impedance:	105 Ω ±10%
Operation/test voltage:	300 V/800 V



x00049

TYPE	Ø	INNER COND.	FIRE LOAD	WEIGHT	ORDER NO.
MOD6LG02	4.9 mm	2 x 2 x 0.6 mm	0.17 kWh/m	35 g/m	100-0616-02
MOD6LG03	6.2 mm	3 x 2 x 0.6 mm	0.20 kWh/m	49 g/m	100-0616-03
MOD6LG04	6.6 mm	4 x 2 x 0.6 mm	0.23 kWh/m	56 g/m	100-0616-04
MOD6LG05	7.1 mm	5 x 2 x 0.6 mm	0.26 kWh/m	59 g/m	100-0616-05
MOD6LG06	7.6 mm	6 x 2 x 0.6 mm	0.28 kWh/m	61 g/m	100-0616-06
MOD6LG08	8.1 mm	8 x 2 x 0.6 mm	0.29 kWh/m	93 g/m	100-0616-08
MOD6LG10	9.3 mm	10 x 2 x 0.6 mm	0.33 kWh/m	113 g/m	100-0616-10
MOD6LG20	10.9 mm	20 x 2 x 0.6 mm	0.47 kWh/m	191 g/m	100-0616-20
MOD6LG30	13.7 mm	30 x 2 x 0.6 mm	0.69 kWh/m	284 g/m	100-0616-30
MOD6LG40	14.5 mm	40 x 2 x 0.6 mm	0.77 kWh/m	356 g/m	100-0616-40
MOD6LG50	16.5 mm	50 x 2 x 0.6 mm	0.92 kWh/m	436 g/m	100-0616-50
MOD6LG100	22.1 mm	100 x 2 x 0.6 mm	1.83 kWh/m	829 g/m	100-0616-100
MOD8LG02	6.1 mm	2 x 2 x 0.8 mm	0.25 kWh/m	54 g/m	100-0806-02
MOD8LG03	8.0 mm	3 x 2 x 0.8 mm	0.31 kWh/m	77 g/m	100-0806-03
MOD8LG04	8.7 mm	4 x 2 x 0.8 mm	0.38 kWh/m	94 g/m	100-0806-04
MOD8LG06	10.1 mm	6 x 2 x 0.8 mm	0.50 kWh/m	135 g/m	100-0806-06
MOD8LG08	10.2 mm	8 x 2 x 0.8 mm	0.56 kWh/m	154 g/m	100-0806-08
MOD8LG10	13.1 mm	10 x 2 x 0.8 mm	0.75 kWh/m	205 g/m	100-0806-10
MOD8LG20	15.6 mm	20 x 2 x 0.8 mm	1.13 kWh/m	352 g/m	100-0806-20
MOD8LG30	19.4 mm	30 x 2 x 0.8 mm	1.70 kWh/m	522 g/m	100-0806-30
MOD8LG40	20.9 mm	40 x 2 x 0.8 mm	2.08 kWh/m	663 g/m	100-0806-40
MOD8LG50	23.7 mm	50 x 2 x 0.8 mm	2.65 kWh/m	832 g/m	100-0806-50

AES/EBU, DMX & POWER HYBRID CABLE

AES/EBU + AUDIO

POWER + 1/2/4/8 x DMX

SC-MONOLITH POWER DMX

- STAGE MOBILE STUDIO INSTALL
- ANALOG DIGITAL OFC

When the lights begin to dance...

the audience is moved! But there is quite a bit of technology behind this, and cables play an integral part. The power for the spotlights and the control signals for their movements must be transmitted via cables.

The **SC-MONOLITH POWER/DMX** combines both cables in one rugged jacket, providing the input lead for the lighting desk and other DMX 512-equipped control devices.

This cable consists of a 3 x 1.5 mm²/AWG15 power cable and one (**SC-MONOLITH 1**), two (**SC-MONOLITH 2**) or four (**SC-MONOLITH 4**) DMX 512 lines.

With the **SC-MONOLITH 4**, two DMX lines can be used for the transmission of intercom signals. Each DMX wire pair is shielded by a tinned copper spiral.

Both wire pairs are numbered for better identification. The **SC-MONOLITH 8 HV** has been designed for large events and contains 8 x 2 x 0.14 mm²/AWG26 DMX lines. The power cable was developed in compliance with VDE and has its own jacket for extra safety. Of course the AES/EBU cable can also be used as a microphone cable or as a feed line for active loudspeaker systems.

HV type includes 3 x 2.5 mm²/AWG13 power cable!

For lines including power, DMX and CAT, see SC-MONOCAT POWER.


For the transversely watertight PUR version - see the AQUA-MARINEX series.

APPLICATIONS:

- Control line for DMX lighting consoles (wave impedance of 110 Ω)
- Analog + digital audio multipair with power supply

PRODUCT ADVANTAGES:

- Parallel control for lighting boards through one cable containing power and DMX signals
- Very flexible, yet crush-resistant due to the round jacket made of cotton and viscose rayon
- Very good shielding of the DMX lines in pairs using tinned copper spiral or copper braiding



SC-MONOLITH 4

TECHNICAL DATA

Construction:	[(3LIY1.5mm ²)Y+ xx(2LI2Y0.14mm ²)DY]VLY
Construction Monolith 1 + HV:	[(3LIY2.5mm ²)Y+ xx(2LI2Y0.25mm ²)DY]VLY
Construction 8 HV:	[(3LIY2.5mm ²)Y+ 8(2LIY0.14mm ²)DY]VLY
Jacket material:	PVC
Diameter DMX cable:	3.0 mm (0.14 mm ²)/4.3 mm (0.25 mm ²)
Shielding (data):	Copper spiral, tin-plated (0.14 mm ²) Copper braiding, tin-plated (0.25 mm ²)
Shielding factor:	90%
Temperature range:	-30°C...+70°C
Jacket color:	■ black
Packaging:	per m

ELECTRICAL DATA

Capac. cond./cond. per 1 m:	52 pF
Capac. cond./shield. per 1 m:	89 pF
Cond. resistance per 1 km:	< 80 Ω
Insulat. resistance per 1 km:	> 100 MΩ
Surge impedance, data:	110 Ω ±5%




For finishing the **0.14-mm²/AWG26 DMX line**, we recommend using our **HICON XLR** connector plus the **HI-XSR40 - HICON strain relief for small diameters** (see the chapter "Connectors").

FREE SAMPLE AVAILABLE!

TYPE	Ø	INNER COND.	COPPER STR./ COND.	POWER INFEED/ JACKET-Ø	FIRE LOAD	WEIGHT	ORDER NO.
SC-MONOLITH 1 COMPACT	9.5 mm	1 x 2 x 0.14 mm ²	36 x 0.07 mm	3 x 1.5 mm ² / Single wires	0.54 kWh	144 g	502-0051-1
SC-MONOLITH 1	12.4 mm	1 x 2 x 0.25 mm ²	7 x 0.20 mm	3 x 1.5 mm ² / Jacket 7.0 mm	0.64 kWh	200 g	500-0051-1
SC-MONOLITH 2	12.3 mm	2 x 2 x 0.14 mm ²	36 x 0.07 mm	3 x 1.5 mm ² / Jacket 6.2 mm	0.86 kWh	200 g	500-0051-2
SC-MONOLITH 4	13.2 mm	4 x 2 x 0.14 mm ²	36 x 0.07 mm	3 x 1.5 mm ² / Jacket 6.2 mm	1.23 kWh	350 g	500-0051-4
SC-MONOLITH 2 HV	16.0 mm	2 x 2 x 0.25 mm ²	7 x 0.20 mm	3 x 2.5 mm ² / Jacket 8.3 mm	0.92 kWh	313 g	500-0281-2
SC-MONOLITH 4 HV	18.0 mm	4 x 2 x 0.25 mm ²	7 x 0.20 mm	3 x 2.5 mm ² / Jacket 8.3 mm	1.24 kWh	376 g	500-0281-4
SC-MONOLITH 8 HV	17.4 mm	8 x 2 x 0.14 mm ²	36 x 0.07 mm	3 x 2.5 mm ² / Jacket 8.3 mm	1.38 kWh	390 g	500-0281-8



2 x00050



NETWORK, DMX & POWER HYBRID CABLE

TWISTED PAIR (S/FTP) + DMX + POWER

SC-MONOCAT (POWER)

STAGE
 MOBILE
 STUDIO
 INSTALL
 ANALOG
 DIGITAL
 OFC

Hybrid cables for any situation...

The various hybrid lines of our MonoCAT family contain a maximum of eight network lines, which are complemented by up to four signal elements and one power line. Thus digital sound, light or video control desks can be connected by only one cable and, as the case may be, by only one plug-in step. This is also very interesting for OB van applications or in the installation and conference business.

APPLICATIONS:

- Control of DMX lighting consoles
- Broadcast van applications
- Analog + digital audio multipair with LAN and power supply
- Permanent installation

PRODUCT ADVANTAGES:

- LAN signal transmission incl. mains supply in one cable
- LAN cable also usable as an additional control line
- LAN line suitable for audio transmission



TECHNICAL DATA	1 SC-MONOCAT 110C	2 SC-MONOCAT 111C	3 SC-MONOCAT 202	4 SC-MONOCAT POWER 212
Construction:	[3LIY3x2.5mm ² +1x(4x(2LI2Yx0.14mm ²))](ST)CY]Y	[3LIY3x2.5mm ² +1x(4x(2LI2Yx0.14mm ²))](ST)CY+2x(2LI2Y0.22mm ²)(ST)CY]]Y	[2x(4x(2LI2Yx0.14mm ²)(ST)CY+2x(2LI2Y0.25mm ²)DY]Y	[[3LI(9)Y3x2.5mm ²](11)Y+2x(4x(2LI2Yx0.57mm))](ST)CY+2x(2LI2Y0.25mm ²)DY]Y
Jacket, diameter:	PVC 13.8 mm	PVC 16.0 mm	PVC 15.6 mm	PVC/PUR 21.8 mm
Inner conductors:	Power: 3 x 2.5 mm ² CAT: 4 x 2 x 0.14 mm ² DMX: -	3 x 2.5 mm ² 4 x 2 x 0.14 mm ² 2 x 2 x 0,22 mm	- 2 x 4 x 2 x 0.14 mm ² 2 x 2 x 0.25 mm ²	3 x 2.5 mm ² 2 x 4 x 2 x 0.57 mm 2 x 2 x 0.25 mm ²
Conductor insulation:	Foam/Skin-PE	Foam/Skin-PE	Foam/Skin-PE	Foam/Skin-PE
Shielding:	CAT: PiMF + copper braiding tin-pl. DMX: -	PiMF + copper braiding tin-pl. copper braiding tin-pl.	PiMF + copper braiding tin-pl. copper spiral tin-plated	PiMF + copper braiding tin-pl. copper spiral tin-plated
Shielding factor:	100%	100%	100%	100%
Temperature range:	PVC: -20°C...+70°C PUR: -	-20°C...+70°C -	-20°C...+75°C -	-20°C...+75°C -40°C...+80°C
Fire load per m:	0.77 kWh	0.77 kWh	2.38 kWh	2.38 kWh
Weight per 1 m:	254 g	350 g	245 g	470 g
Packaging:	per m	per m	per m	per m
Matching plug:	RJ45, all standards	RJ45, all standards	RJ45, all standards	RJ45C6XL, RJ45C6XL-A, RJ45CMXL-SW, NE8MX6

ELECTRICAL DATA

Capac. cond./cond. per 1 m (CAT):	44 pF	44 pF	44 pF	44 pF
Cond. resistance per 1 km:	143 Ω	143 Ω	80 Ω	80 Ω
Max. section length (1 Gbit) (CAT):	100 m	100 m	110 m	110 m
Surge impedance:	100 Ω (±15 Ω)	100 Ω (±15 Ω)	100 Ω (±15 Ω)	100 Ω (±15 Ω)
Insulation resist. per 1 km(power):	5 GΩ	5 GΩ	5 GΩ	5 GΩ
Operating/Nominal, testing voltage (power):	300/300 V, 2000 V	300/300 V, 2000 V	300/500 V, 2000 V	300/500 V, 2000 V

ORDER NO. (PVC)	500-0151-1	500-0141-1	500-0161-2	500-0191-2
ORDER NO. (PUR)	-	-	-	501-0191-2

NETWORK, DMX & POWER HYBRID CABLE

TWISTED PAIR (S/FTP resp. SF/UTP) + DMX + POWER

SC-MONOCAT (POWER)

STAGE MOBILE STUDIO INSTALL

ANALOG DIGITAL HALOGEN-FREE PUR OFC

Thicker and bigger..


In addition to the **110C** (CAT+Power), **111C** (CAT+Power+DMX), **202** (2xCAT+2xDMX) and **212** (2xCAT+2xDMX+Power) combo lines, we now offer the extended variants **SC-MONOCAT POWER 414** and **810**. Besides a power line, the **SC-MONOCAT POWER 414** has four CAT and four DMX lines, whereas the **SC-MONOCAT POWER 810** with its super robust, abrasion-proof and cold-resistant PUR jacket has eight CAT lines.

APPLICATIONS:

- Control of DMX lighting consoles
- Mobile applications
- Analog + digital audio multipair with LAN and power supply
- Permanent installation

PRODUCT ADVANTAGES:

- LAN signal transmission and power line in one cable
- LAN cable also usable as an additional control line
- LAN line suitable for audio transmission



SC-MONOCAT POWER 414

SC-MONOCAT POWER 810



TECHNICAL DATA

1 SC-MONOCAT POWER 414

2 SC-MONOCAT POWER 810

Construction:	[[3LIY3x2.5mm ²)Y+ 4x(4x(2x0.57mm))ST)CY+ 4x(2x(2LI2YS0.25mm ²)ST)CY]Y	[[3LI9Y3x2.5mm ²)11Y+ 8x(4x(2LI2Yx0.14mm ²))ST)CY]Y
Jacket, diameter:	PVC 27.0 mm	PUR halogen-free 26.4 mm
Inner conductors:	Power: 3 x 2.5 mm ² CAT: 4 x 4 x 2 x 0.57 mm DMX: 4 x 2 x 0.25 mm ²	3 x 2.5 mm ² 8 x 4 x 2 x 0.14 mm ² -
Conductor insulation:	Foam/Skin-PE	PE
Shielding:	CAT: PiMF + copper braiding tin-pl. DMX: copper braiding tin-pl.	AL/PT foil + copper braiding tin-pl. -
Shielding factor:	100%	100%
Temperature range:	-20°C...+75°C	-30°C...+75°C
Fire load per m:	3.25 kWh	1.69 kWh
Weight per 1 m:	850 g	684 g
Packaging:	per m	per m
Matching plug:	RJ45C6XL,RJ45C6XL-A, RJ45CMXL-SW, NE8MX6	RJ45, all standards

ELECTRICAL DATA

Capac. cond./cond. per 1 m (CAT):	44 pF	48 pF
Cond. resistance per 1 km:	80 Ω	80 Ω
Max. section length (1 Gbit) (CAT):	110 m	100 m
Surge impedance:	100 Ω (±15 Ω)	100 Ω (±15 Ω)
Insulation resist. per 1 km (power):	5 GΩ	5 GΩ
Operating/Nominal, testing voltage (power):	300/500 V, 2000 V	300/300 V, 2000 V

ORDER NO. (PVC) **500-0191-4** -

ORDER NO. (PUR) - **501-0171-8**

BULK CABLE - AUDIO

INSTALLATION CABLE

NYFAZ

SC-NYFAZ

⊗ INSTALL ⊗ ELA ⊗ HIFI
ANALOG

RAZZMATAZZ - NYFAZ...

The **SC-NYFAZ** cable is primarily used for the interior wiring of all types of electrical appliances. It is often used in audio components such as loudspeakers and effects units. It is also used in wireless technology, gambling machines and for the fast wiring of prototypes and new developments, etc. Wherever flexibility is less important, but a low price matters, the SC-NYFAZ is the perfect solution.


We supply durable and reliable quality with oxygen-free copper (99.96%).

Available in these colors:

■ black (with red stripe) →
□ white (with black stripe) →

Order addition

SW
WS (only 0.75/AWG18
and 1.5 mm²/AWG15)



APPLICATIONS:

- Development and fast wiring of prototypes
- Fixed installation in dry and closed buildings
- Interior wiring in electrical devices

PRODUCT ADVANTAGES:

- Plain colors
- Reasonably priced
- Easy to work with
- Memory effect makes it easy to install

FREE SAMPLE
AVAILABLE!

TECHNICAL DATA

Jacket, outer dimension: PVC:	4.5x2.3 mm	6.5x2.8 mm	7.5x3.5 mm	10.2x4.4 mm
Inner conductors:	2 x 0.75 mm ² (AWG18)	2 x 1.5 mm ² (AWG15)	2 x 2.5 mm ² (AWG13)	2 x 4.0 mm ² (AWG11)
Copper strands per cond.:	24 x 0.20 mm	84 x 0.15 mm	140 x 0.15 mm	226 x 0.15 mm
Temperature range:	-20°C...+70°C	-20°C...+70°C	-20°C...+70°C	-20°C...+70°C
Weight per 1 m:	21 g	40 g	58 g	101 g
Packaging:	100/500 m	100/500 m	100/500 m	100/500 m
	50 m ring on request			

ELECTRICAL DATA

Capac. cond./cond.				
per 1 m:	140 pF	140 pF	140 pF	160 pF
Insulat. resistance				
per 1 km:	> 20 MΩ	> 20 MΩ	> 20 MΩ	> 20 MΩ

Ø	ORDER NO.
2 x 0.75 mm ²	420-0075-COLOR
2 x 1.5 mm ²	420-0150-COLOR
2 x 2.5 mm ² , black	420-0250-SW
2 x 4.0 mm ² , black	420-0400-SW



x00053

SPEAKER CABLE

TWIN STRAND, STANDARD

SC-TWINCORD

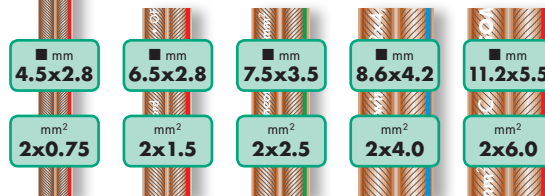
⊗ STUDIO ⊗ INSTALL ⊗ HIFI
ANALOG OFC

Transparency is called for...

not only for the jacket material, but also for the transparent transmission of sound between hi-fi amplifiers and speakers. The **SC-TWINCORD** is a cost-effective yet very dependable speaker cable with high quality copper and more dense stranding than commonly available in speaker cables.

It also has a harder jacket material, so that it can be installed very easily under your carpet or in areas of your apartment that are difficult to access.

The professional sound technician uses the **SC-TWINCORD** for fixed installations or for the interior wiring of racks and speaker systems.



APPLICATIONS:

- As a durable and dependable hi-fidelity speaker cable
- Interior wiring of racks and hi-fi speakers
- Fixed installation in buildings, sound studios, etc.

PRODUCT ADVANTAGES:

- Good quality, reasonable price
- Very flat and easy to install due to the memory effect
- Color stripe for easy polarization of leads

FREE SAMPLE
AVAILABLE!

TECHNICAL DATA

Jacket, outer dimension: PVC:	4.5x2.3 mm	6.5x2.8 mm	7.5x3.5 mm	8.6x4.2 mm	11.2x5.5 mm
Inner conductors [mm ²]:	2 x 0.75 (AWG18)	2 x 1.5 (AWG15)	2 x 2.5 (AWG13)	2 x 4.0 (AWG11)	2 x 6.0 (AWG9)
Copper strands per cond. [mm]:	24 x 0.20	84 x 0.15	140 x 0.15	224 x 0.15	342 x 0.15
Temperature range:	-20°C...+70°C				
Fire load per m:	0.04 kWh	0.06 kWh	0.13 kWh	0.16 kWh	0.23 kWh
Weight per 1 m:	23 g	42 g	60 g	105 g	141 g
Packaging:	spool: 200 m	200 m	200 m	100 m	100 m
	ring: 25 m	25 m	25 m	25 m	25 m

ELECTRICAL DATA

Capac.					
cond./cond. per 1 m:	60 pF	67 pF	57 pF	56 pF	58 pF
Insulation resist.					
per 1 km:	> 5 GΩ	> 5 GΩ	> 5 GΩ	> 5 GΩ	> 5 GΩ

COLOR

□ transparent, 2 x 0.75 mm ²	400-0075
□ transparent, 2 x 1.5 mm ²	400-0150
□ transparent, 2 x 2.5 mm ²	400-0250
□ transparent, 2 x 4.0 mm ²	400-0400
□ transparent, 2 x 6.0 mm ²	400-0600



x00054

SPEAKER CABLE

TWIN-CONDUCTOR, HIGHLY FLEXIBLE

SC-PRISMA

STUDIO INSTALL HIFI

ANALOG OFC

The finer the better...

In the eyes and ears of many audiophiles, the finer you can make the delicate stranded wires that comprise the twin-conductors of a speaker cable, the better. Doing so increases the conductor surface, which produces even greater dynamics and pure listening pleasure.

Apart from its fine stranded construction, the **SC-PRISMA** is very similar to the **SC-TWINCORD**, but has a somewhat more refined finish and is available in several color combinations.



More hi-fi cables and matching banana plugs + cable lugs can be found in our current **HICON** full-line catalog! For detailed information please visit www.hicon-hifi.com

mm 8.0x3.3	mm 9.7x4.0	mm 9.8x4.8
mm ² 2x1.5	mm ² 2x2.5	mm ² 2x4.0

APPLICATIONS:

- Dependable, long-life hi-fi speaker cable
- Interior wiring of racks and hi-fi loudspeaker cabinets
- Permanent installation in buildings, recording studios, etc.

PRODUCT ADVANTAGES:

- Very flat and easy to install due to memory effect
- Colored stripe for easy identification of positive lead
- Available in different colors
- Very linear response

FREE SAMPLE AVAILABLE!

TECHNICAL DATA	PRISMA 215	PRISMA 225	PRISMA 240
Jacket, outer dimension:	8.0 x 3.3 mm	9.7 x 4.0 mm	9.8 x 4.8 mm
Inner conductors:	2 x 1.5 mm ²	2 x 2.5 mm ²	2 x 4.0 mm ²
AWG:	AWG15	AWG13	AWG11
Copper strands per cond.:	191 x 0.10 mm	322 x 0.10 mm	511 x 0.10 mm
Temperature range:	-30°C...+70°C	-30°C...+70°C	-30°C...+70°C
Fire load per m:	0.11 kWh	0.17 kWh	0.21 kWh
Weight per 1 m:	47 g	65 g	110 g
Packaging (spool):	200 m	100 m	100 m

ELECTRICAL DATA

Capac. cond./cond. per 1 m:	60 pF	60 pF	60 pF
Insulation resist. per 1 km:	> 5 GΩ	> 5 GΩ	> 5 GΩ

COLOR/Ø

- white, 2 x 1.5 mm²
- white, 2 x 2.5 mm²
- white, 2 x 4.0 mm²

ORDER NO.

- 401-0150-WS**
- 401-0250-WS**
- 401-0400-WS**



☎ x00055

SPEAKER CABLE

TWIN-CONDUCTOR, HIGH-END

SC-ORBIT 225 MK II / 240 MK II

STUDIO INSTALL HIFI

ANALOG OFC


You can easily hear the grass grow...

with our **SC-ORBIT**. If you value true, natural sound and dynamics, then the **SC-ORBIT** is your cable. At the end of the audio signal path is the loudspeaker. How the music gets there is critical. If you already have good speakers, now all you need is a good cable - and the difference is audible!

Here too, we offer top quality that also happens to have an attractive design, because cables are often visible. Sometimes cables need to be hidden or lay as flat as possible. Due to very tight stranding, the copper has the necessary surface for clean transmission of the treble range. The individual strands are reverse-braided, so this cable will always return to its original position, even after extreme twisting.

mm 10.2x4.8	mm 12x5.9
mm ² 2x2.5	mm ² 2x4.0

Special reverse stranding of fine 0.07 mm/AWG41 single strands for optimal sound



APPLICATIONS:

- Wiring high-end hi-fi speaker systems
- Interior wiring of hi-fi loudspeaker cabinets and PA systems
- For permanent installation
- Wiring hi-fi car audio

PRODUCT ADVANTAGES:

- Absolute linear response due to fine, tightly stranded copper wires
- Highly flexible and easy to reel due to rubberlike PVC jacket
- High-end look with dark translucent outer jacket
- Very low impedance values due to special stranding

FREE SAMPLE AVAILABLE!

TECHNICAL DATA	ORBIT 225	ORBIT 240
Jacket, outer dimension: PVC:	10.2 x 4.8 mm	12 x 5.9 mm
Inner conductors:	2 x 2.5 mm ²	2 x 4.0 mm ²
AWG:	AWG13	AWG11
Copper strands per conductor:	651 x 0.07 mm	1036 x 0.07 mm
Temperature range:	-30°C...+70°C	-30°C...+70°C
Fire load per m:	0.17 kWh	0.21 kWh
Weight per 1 m:	90 g	121 g
Packaging:	100 m spool/ 25 m ring	100 m spool/ 25 m ring

ELECTRICAL DATA

Capac. cond./cond. per 1 m:	< 60 pF	< 55 pF
Cond. resistance per 1 km:	< 7.8 Ω	< 4.5 Ω
Insulat. resistance per 1 km:	> 10 MΩ	> 10 MΩ

COLOR/Ø

- black transparent, 2 x 2.5 mm²
- black transparent, 2 x 4.0 mm²

ORDER NO.

- 425-0151**
- 440-0151**



☎ x00055

BULK CABLE - AUDIO

SPEAKER CABLE

TWIN-CONDUCTOR FLAT

SC-TRIBUN

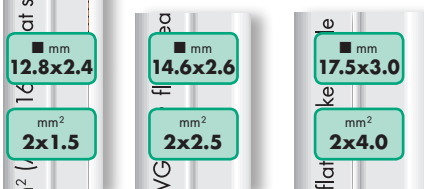
INSTALL
 ELA
 HIFI

ANALOG
 OFC

Playing hide and seek...

you're welcome to do this with our **SC-TRIBUN** loudspeaker cable, because it's so flat that you can barely see it once it has been laid. It can be perfectly laid under carpets, behind decorative strips, baseboards, chair rails or door trim, on the ceiling and underneath your furniture. The **SC-TRIBUN** is almost invisible. And it's all white, so that not even a mouse will recognize it! This makes it ideal for installation in buildings (hotels, bars, sporting arenas and churches). The edges are beveled so that your shoes or wheels of a cart won't catch on it. The reverse side is flat and has a smooth finish, so that you can easily use double-side tape to adhere it to practically any flat surface.

The **SC-TRIBUN** is easy to splice and only 2 mm/0.079" high!



APPLICATIONS:

- Fixed installation in architectural applications
- Almost invisible connection of your hi-fi system
- Church acoustics

PRODUCT ADVANTAGES:

- Good audio signal quality due to the use of oxygen-free copper stranded wires
- Extremely flat and nearly invisible appearance
- Incredibly flexible and easy to work with
- Designed like a decorative strip, hence barely noticeable
- Very reasonably priced

FREE SAMPLE AVAILABLE!

TECHNICAL DATA

Jacket, outer dimension: PVC:	12.8 x 2.4 mm	14.6 x 2.6 mm	17.5 x 3.0 mm
Inner conductors:	2 x 1.5 mm ²	2 x 2.5 mm ²	2 x 4.0 mm ²
AWG:	AWG15	AWG13	AWG11
Copper strands per conductor:	47x4x0.10 mm	80x4x0.10 mm	125x4x0.10 mm
Temperature range:	-30°C...+70°C	-30°C...+70°C	-30°C...+70°C
Weight per 1 m:	53 g	72 g	108 g
Packaging:	100/500 m	100/500 m	100/500 m

ELECTRICAL DATA

Capac. cond./cond. per 1 m:	< 60 pF	< 60 pF	< 56 pF
Cond. resistance:	13.3 Ω	7.9 Ω	4.9 Ω
Insulat. resistance per 1 km:	> 20 MΩ	> 20 MΩ	> 20 MΩ

COLOR/Ø

- white, 2 x 1.5 mm²
 white, 2 x 2.5 mm²
 white, 2 x 4.0 mm²

ORDER NO.

415-0310
425-0310
440-0310



SPEAKER CABLE

TWIN-CONDUCTOR SUPER FLAT WITH ADHESIVE STRIPS

SC-FLUKOS «SF»

INSTALL
 ELA
 HIFI

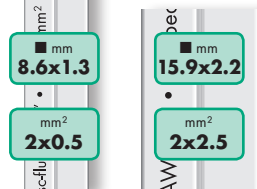
ANALOG
 OFC

Just like a fly...

the **SC-FLUKOS „SF“** will literally stick to the wall. The cable can be laid so that it's almost invisible as it is incredibly thin. The 2 x 0.5 mm²/AWG20 version is ideal for installation in home theaters, listening rooms, restaurants and churches. It is only 1.3 mm/0.051" high (2 x 2.5 mm²/AWG13 = 2.2 mm/0.087")!

The trick is that its conductors are made of a spooled copper hose which does not only reduce the size, but also offers very good electrical values as a positive side effect. A nice practical addition is the peelable adhesive strip on the back of the cable, allowing it to be installed on the wall or underneath the carpet edge trim without further ado.

For all these reasons the **SC-FLUKOS „SF“** has gained a lot of fans, particularly in the field of home entertainment, e.g. for wiring 5.1 speaker systems.



APPLICATIONS:

- For permanent installation in architectural applications
- Almost invisible connection of your hi-fi system
- Church acoustics

PRODUCT ADVANTAGES:

- Good audio signal quality due to the use of oxygen-free copper stranded wires
- Extremely flat and nearly invisible appearance
- Incredibly flexible and easy to work with
- Designed like a decorative strip, hence barely noticeable
- Very reasonably priced

FREE SAMPLE AVAILABLE!

TECHNICAL DATA

Jacket, outer dimension: PVC:	8.6 x 1.3 mm	15.9 x 2.2 mm
Inner conductors:	2 x 0.50 mm ²	2 x 2.5 mm ²
AWG:	AWG20	AWG13
Copper strands per conductor:	64 x 0.10 mm	315 x 0.10 mm
Temperature range:	-30°C...+70°C	-30°C...+70°C
Fire load per m:	0.03 kWh	0.15 kWh
Weight per 1 m:	20 g	75 g
Packaging:	100 m	100 m

ELECTRICAL DATA

Capac. cond./cond. per 1 m:	< 60 pF	< 60 pF
Insulation resist. per 1 km:	4.5 GΩ	4.5 GΩ

COLOR/Ø

- white, 2 x 0.5 mm²
 white, 2 x 2.5 mm²

ORDER NO.

462-0100-205
462-0100-225



HIGH-END SPEAKER CABLE

TWINAXIAL

SC-DUAL BLUE

 **STUDIO**
 **INSTALLATION**
 **HIFI**

 **ANALOG**
 **OFC**

Miracles keep happening...

but the huge success of the new **SC-DUAL BLUE** will not surprise anybody who has ever had the pleasure of listening to its big brother, the **SC-QUADRA BLUE**. The **SC-DUAL BLUE** is not a downgraded variant of the **SC-QUADRA BLUE**, but a speaker cable with special stranding optimized for 2-pole connections. This connection is recommended for stereo systems where the speaker connections are bridged or no bi-wiring/bi-amping option is provided.

The **SC-DUAL BLUE** stands out thanks to its intelligent architecture, timeless, modern design, and ability to deliver a punchy signal that's accurate and articulate. This cable will bring out the very best from your hi-fi system.

**APPLICATIONS:**

- High-quality hi-fi speaker cable for demanding requirements

PRODUCT ADVANTAGES:

- Tight, low-capacitance stranding of the 2 wire leads
- Concentric, ultra compact stranding of the 504 x 0.10 mm/AWG41 individual wire strands
- Gas-injected insulation with dual interconnection
- Shield made of tight copper braiding with 95% optical coverage
- Use of the highest grade copper with conductor-smoothing (OFC Class 6N, 99.9999%)

TECHNICAL DATA

Construction:	(2LIY4.0mm ²)CY
Jacket, diameter:	S-PVC 15.5 mm
Number of conductors:	2 x 4.0 mm ² (AWG11)
Copper strands per conductor:	504 x 0.10 mm
Conductor insulation:	4.1 mm Skin PE gas injected
Shielding:	copper braiding, tinned
Temperature range:	-20°C...+70°C
Fire load per m:	0.55 kWh
Weight per 1 m:	200 g
Packaging:	50 m spool, per m

ELECTRICAL DATA

Capac. cond./cond. per 1 m:	65 pF
Cond. resistance per 1 km:	< 4.5 Ω
Insulation resist. per 1 km:	> 5 MΩ

COLOR

■ aqua blue

ORDER NO.**485-0052-240****SPEAKER CABLE HIGH-END**

MULTICORE

SC-QUADRA BLUE

 **STUDIO**
 **INSTALLATION**
 **HIFI**

 **ANALOG**
 **OFC**

You'll see a light at the end of the tunnel ...

when you connect the new **SC-QUADRA BLUE** to your audiophile reference system. Harmony not only in design, but also in sound, the **SC-QUADRA BLUE** offers you the very thing you have been searching for all along: an absolutely accurate speaker cable. One that tempts you to experiment with bi-amping, bi-wiring, or just a straight-wire connection.

The OFC strands are wound into wire in such a way that they work like massive copper leads with outstanding conductivity and extraordinary damping values, which ultimately play an important role at greater cable lengths. Even at extreme lengths, the **SC-QUADRA BLUE** produces almost no loss.

Treat yourself and your audiophile system to one of the best and most beautiful speaker cables developed over the past ten years.

**APPLICATIONS:**

- Reference-quality multiconductor loudspeaker cable for audiophiles
- For bi-amping and bi-wiring components

PRODUCT ADVANTAGES:

- Extremely fast and linear signal transmission, even with excessive lengths
- Very easy to work with
- Numerous connecting options (bi-amping, bi-wiring, twinaxial cable)

TECHNICAL DATA

Construction:	(4LIY4.0mm ²)CY
Jacket, diameter:	S-PVC 15.5 mm
Number of conductors:	4 x 4.0 mm ² (AWG11)
Copper strands per conductor:	504 x 0.10 mm
Conductor insulation:	4.1 mm Skin PE gas injected
Shielding:	copper braiding, tinned
Temperature range:	-20°C...+70°C
Fire load per m:	0.55 kWh
Weight per 1 m:	340 g
Packaging:	50 m spool, per m


ELECTRICAL DATA

Capac. cond./cond. per 1 m:	65 pF
Cond. resistance per 1 km:	< 4.5 Ω
Insulation resist. per 1 km:	> 5 MΩ

COLOR

■ aqua blue

ORDER NO.**485-0052-440**



SPEAKER CABLE

TWO-CONDUCTOR FLEXIBLE

SC-MERIDIAN MOBILE



STAGE MOBILE STUDIO ELA

ANALOG OFC

Have sound system, will travel...

Men at work get things done. Traveling audio engineers make sound happen day after day under very demanding conditions. Therefore, they demand a lot of their speaker cables. Ruggedness and reliability is first and foremost. No problem for our robust **SC-MERIDIAN**. This cable has been designed specifically for loudspeakers and here it meets all special technical requirements. Low-oxygen copper stranded wires ensure better sound quality and a longer life.

All PVC versions are easy to reel. For FRNC and E30 versions (IEC 228, IEC 332-/1, IEC 332-3 Cat C, IEC 60331, IEC 61034-1/2, IEC 60754-2) as well as an olive-green OFFROAD version. See the following pages.

FREE SAMPLE
AVAILABLE!

APPLICATIONS:

- PA systems of all kinds
- Compatible with ELA 100-volt systems
- Wiring of audiophile systems
- Mobile outdoor areas (PMB version)

PRODUCT ADVANTAGES:

- Flexible and easy to reel
- Small diameter
- Very durable due to special jacket compounds
- Highly affordable

TECHNICAL DATA	SP215	SP225	SP240	SP260
Construction:	(2LIY1.50mm ²)Y	(2LIY2.5mm ²)Y	(2LIY4.0mm ²)Y	(2LIY6.0mm ²)Y
Jacket, diameter:	6.8 mm	7.8 mm	9.5 mm	10.0 mm
Jacket material, insulation:	PVC			
Inner conductors:	2 x 1.5 mm ² (AWG16)	2 x 2.5 mm ² (AWG13)	2 x 4.0 mm ² (AWG11)	2 x 6.0 mm ² (AWG10)
Copper strands per conductor:	84 x 0.15 mm	140 x 0.15 mm	56 x 0.30 mm	84 x 0.30 mm
Conductor insulation, diameter:	2.62 mm	3.05 mm	4.2 mm	4.7 mm
Temperature range:	-30°C...+70°C			
Fire load per m:	0.28 kWh	0.33 kWh	0.46 kWh	0.63 kWh
Weight per 1 m:	78 g	106 g	150 g	192 g
Packaging:	100/500 m	100/500 m	100/500 m	100/500 m

ELECTRICAL DATA

Capac. cond./cond. per 1 m:	150 pF	136 pF	125 pF	125 pF
Cond. resistance per 1 km:	< 13 Ω	< 7.5 Ω	< 4.5 Ω	< 3.3 Ω
Insulat. resistance per 1 km:	> 5 MΩ	> 5 MΩ	> 5 MΩ	> 5 MΩ

ORDER NO. ■ dark grey	415-0056	425-0056	440-0056	460-0056
ORDER NO. ■ black	415-0051	425-0051	440-0051	
ORDER NO. □ white	415-0050NE (without imprint)	425-0050		
ORDER NO. (PMB) ★ black		425-0051P		



2 x00061

LOUDSPEAKER CABLE INSTALLATION

TWIN-CONDUCTOR

SC-MERIDIAN INSTALL

- STUDIO
 INSTALL
 ELA
 ANALOG
 FRNC
 HALOGEN-FREE
 OFC
 E30

There's no place like home....

and if your professional "home" is a permanently installed sound system, then you want all parts of your system to achieve peak performance, including the cables that deliver the power from your amps to your speakers. You want to rely on them without having to treat them daintily. You want them to keep their cool when you crank up the heat. No problem for our robust **SC-MERIDIAN**. This cable has been designed specifically for loudspeakers and here it meets all specialized technical requirements. Low-oxygen copper stranded wires ensure better sound quality and a longer life. The FRNC and E30 versions (IEC 228, IEC 332-1, IEC 332-3 Cat C, IEC 60331, IEC 61034-1/2, and IEC 60754-2) are ideally suited for permanent installation.

Also available is the shielded version, **SC-MERIDIAN FG**, for outdoor and indoor installation or ELA 100-volt systems, featuring a dual screen (copper braiding plus AL foil) and a halogen-free and flame-resistant outer jacket meeting IEC 332.3 specifications. For design reasons, this version is not suitable for mobile applications.

APPLICATIONS:

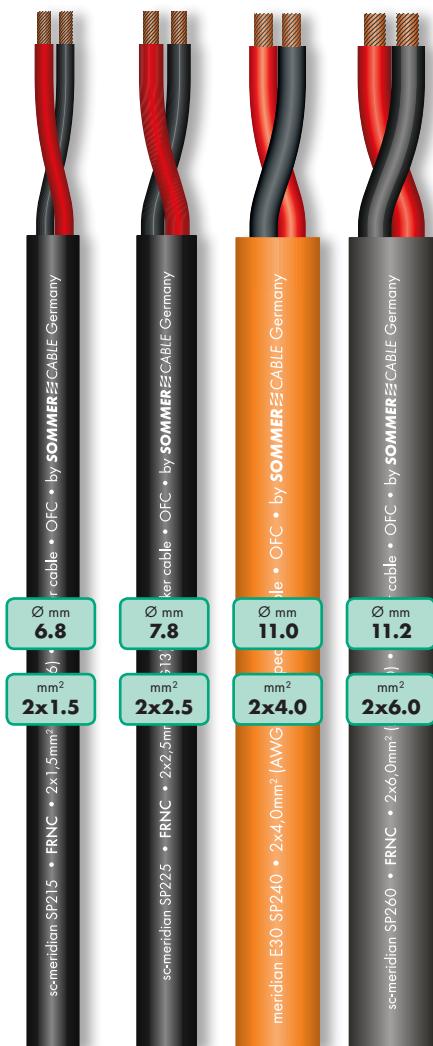
- Sound systems of all kinds
- For permanent installation
- For ELA 100-volt systems
- Wiring of hi-fi systems

PRODUCT ADVANTAGES:

- Small diameter
- Very durable due to special jacket compounds
- Highly affordable



FREE SAMPLE AVAILABLE!



TECHNICAL DATA

	SP215	SP225	SP240	SP260
Construction:	(2LIY1.50mm ²)Y	(2LIY2.5mm ²)Y	(2LIY4.0mm ²)Y	(2LIY6.0mm ²)Y
Jacket: color, Ø (FRNC):	★ black; 6.8 mm	★ black; 7.8 mm	★ black; 9.5 mm	★ dark grey; 11.2 mm
Jacket: color, Ø (FRNC, shielded):	★ dark grey; 8.0 mm	★ dark grey; 8.3 mm	★ dark grey; 10.1 mm	
Jacket: color, Ø (E30):	★ orange; 9.0 mm	★ orange; 11.9 mm	★ orange; 12.8 mm	
Jacket material, insulation:	FRNC version accord. to Test Type C / E30 version: FRNC, silicone			
Inner conductors:	2 x 1.5 mm ² (AWG16)	2 x 2.5 mm ² (AWG13)	2 x 4.0 mm ² (AWG11)	2 x 6.0 mm ² (AWG10)
Copper strands per conductor:	84 x 0.15 mm	50 x 0.25 mm	56 x 0.30 mm	84 x 0.30 mm
Copper strands per conductor (E30):	30 x 0.25 mm	solid copper	solid copper	
Conductor insulation, diameter:	2.62 mm	3.05 mm	4.2 mm	4.7 mm
Conductor insulation, diameter (E30):	2.8 mm	3.3 mm	3.9 mm	4.6 mm
Temperature range:	-30°C...+70°C (E30: -40°C...+90°C)			
Fire load per m:	0.29 kWh	0.38 kWh	0.54 kWh	0.81 kWh
Weight per 1 m:	78 g	106 g	150 g	226 g
Weight per 1 m (E30):	120 g	151 g	260 g	270 g
Packaging:	100/500 m	100/500 m	100/500 m	100/500 m

ELECTRICAL DATA

Capac. cond./cond. per 1 m:	150 pF	136 pF	125 pF	125 pF
Cond. resistance per 1 km:	< 13 Ω	< 7.5 Ω	< 4.5 Ω	< 3.3 Ω
Insulat. resistance per 1 km:	> 5 MΩ	> 5 MΩ	> 5 MΩ	> 5 MΩ

ORDER NO. (FRNC)	415-0051F	425-0051F	440-0051F	460-0056F
ORDER NO. (FRNC, shielded)	415-0056FG	425-0056FG	440-0056FG	
ORDER NO. (E30)	415-0055E30	425-0055E30M	440-0055E30M	



x00062

SPEAKER CABLES, TRANSVERSELY WATERTIGHT

SALTWATER-RESISTANT, HALOGEN-FREE

SC-AQUA MARINEX SPEAKER 225 + 240

STAGE MOBILE INSTALL ELA
 ANALOG DIGITAL AQUA HALOGEN-FREE PUR

Tough under pressure...

are our new **AQUA MARINEX speaker cables** for permanent underwater use. Initially this robust cable was developed for use in theme and amusement parks. However, it also enjoys great popularity in the installation of extended outdoor events such as Christmas fairs, lake festivals or sporting events under extremely adverse conditions (e.g., equestrian events).

We have reinforced the wire leads internally, encasing them in tight copper braiding, so that the **AQUA MARINEX** can withstand high water pressure as well as mechanical strains and electrical interference. The cables can also be used in the live PA business, of course. Even though they are somewhat stiffer than standard PVC cables, they are extremely rugged.

APPLICATIONS:

- Permanent laying in a maximum water depth of 50 m/160 ft.
- Demanding outdoor installations (e.g., with extended events)
- Installation and usage near the coast and in shipbuilding
- Indoor and outdoor installation in leisure parks and on boats
- Underwater sound reinforcement in theme parks or water parks

PRODUCT ADVANTAGES:

- Saltwater and freshwater-resistant outer jacket
- Transversely watertight due to water-absorbing, pressure-compensating protective banding
- Halogen-free
- Flexible when cold and easy to reel
- UV and microbe-resistant
- Shielded by tight copper braiding

FREE SAMPLE AVAILABLE!



TECHNICAL DATA

	SPEAKER 225	SPEAKER 240
Jacket, diameter:	PUR-SR 8.2 mm	PUR-SR 11.2 mm
Inner conductors:	2 x 2.5 mm ² (AWG13)	2 x 4.0 mm ² (AWG 11)
Copper strands per conductor:	142 x 0.15 mm	224 x 0.15 mm
Conductor insulation:	PO 2.6 mm	PO 3.8 mm
Shielding:	copper braiding + special protective banding	
Shielding factor:	85%	85%
Temperature range:	-40°C...+80°C	-40°C...+80°C
Max. water pressure:	5 bars	5 bars
Max. water depth:	50 m	50 m
Fire load per m:	0.28 kWh	0.55 kWh
Weight per 1 m:	117 g	178 g
Packaging:	per m	per m

ELECTRICAL DATA

Capac. cond./cond. per 1 m:	90 pF	80 pF
Cond. resistance per 1 km:	< 8.21 Ω	< 5.09 Ω
Shield. resistance per 1 km:	16.2 Ω	8.1 Ω
Insulation resist. per 1 km:	>1 GΩ	>1 GΩ

COLOR/Ø

- black, PUR-SR, 2 x 2.5 mm²
- black, PUR-SR, 2 x 4.0 mm²

ORDER NO.

- 425-0241AQ
- 440-0241AQ



2x00063

SPEAKER CABLE

TWIN-CONDUCTOR, HIGHLY FLEXIBLE, WITH SENSE CABLE

SC-ECLIPSE SPQ240 MKII

- STAGE
 MOBILE
 STUDIO
 INSTALL
 ELA
 HIFI
- ANALOG
 OFC

Beat it up, it doesn't care...

none the worse for all the wear, this speaker cable always returns to its original state. Even under heavy traffic, and being run over by the wheels of equipment rack/flight cases, it always bounces back. A special feature of the cable is that it includes a rayon-filled PVC smoother and a 0.50 mm²/AWG20 sense line. This cable is up to the task of withstanding even the toughest stage demands.

The **SC-ECLIPSE** consists of fine, tightly stranded OFC wires as normally found only in exclusive audiophile reference cables. For optimum conductivity, we have grouped the copper stranded wires into complex bundles. This lends the cable not only incredible flexibility, but also outstanding transparency – something you can hear even with longer cable runs by clean and clear highs, dynamic mids and increased bass punch.

240 MKII • 2x4,0mm² • twinaxial • made by SOMMER CABLE Germany

Ø mm
9.5

mm²
2x4.0



Sectional drawing

APPLICATIONS:

- PA/sound reinforcement systems
- For fixed installation
- Reference-quality connections

PRODUCT ADVANTAGES:

- Loss-free signal transmission even over long distances due to the use of tightly stranded copper wires
- Highly flexible due to the use of a rubberlike PVC jacket
- Extremely rugged and reliable

FREE SAMPLE AVAILABLE!

TECHNICAL DATA

Construction:	(2LIY4.0mm ² +0.5mm ²)Y
Jacket, diameter:	PVC 9.5 mm
Inner conductors:	2 x 4.0 mm ² (AWG11) + 1 x 0.5 mm ² (AWG20)
Copper strands per conductor:	224 x 0.15 mm
Conductor insulation, diameter:	PVC 3.6 mm
Temperature range:	-30°C...+70°C
Fire load per m:	0.46 kWh
Weight per 1 m:	165 g
Packaging:	100/200 m spool

ELECTRICAL DATA

Capac. cond./cond. per 1 m:	136 pF
Cond. resistance per 1 km:	< 4.5 Ω
Insulat. resistance per 1 km:	> 5 MΩ

COLOR
■ grey

ORDER NO.
440-0256



SPEAKER CABLE

COAXIAL, HIGHLY FLEXIBLE, PVC + HALOGEN-FREE/FRNC

SC-MAGELLAN SPK



- STUDIO
 INSTALL
 ELA
 HIFI
- ANALOG
 FRNC
 HALOGEN-FREE
 OFC

When spaces are tight but it's gotta be right...

Sometimes you're in a tight spot, where the loudspeaker cable is too close for comfort to power lines, and you want to do all you can to keep EMI at bay. For that, we have the perfect cable: a coaxial cable used where a small outer diameter is required in connection with a large wire cross-section. Especially for cable conduits where the speaker cable lies between cables which emit strong interference. Normally, copper braiding is used for coaxial cables, but that renders them unnecessarily stiff and inflexible, making reeling almost impossible.

Instead, we use double counter-rotating spiral shielding for our **SPK** cables. This offers better shielding than conventional copper braidings and makes the cable incredibly flexible.

scmagellan SPK • 2x2,5mm² coaxial • made by SOMMER CABLE Germany

Ø mm
6.0

mm²
2x2.5

Ø mm
8.0

mm²
2x4.0

Ø mm
11.2

mm²
2x6.0

When used as a speaker cable, the twisted screen is used as a second conductor. It has the same cross-section as the inner conductor.

APPLICATIONS:

- For installation in building services engineering
- Combination with small connectors (phone plugs, XLR, etc.)
- High-end hi-fi applications

PRODUCT ADVANTAGES:

- Space-saving diameter due to coaxial construction
- Excellent shielding due to the dual reversely stranded copper spiral shielding
- Highly flexible (PVC versions only) due to the special shielding design

FREE SAMPLE AVAILABLE!

TECHNICAL DATA

	SPK225	SPK240	SPK260 (FRNC)
Construction:	LI2Y(LS)DY2x2.5 mm ²	...2x4.0 mm ²	...2x6.0 mm ²
Jacket, diameter:	6.0 mm	8.0 mm	11.2 mm
Jacket material, insulation:	Standard in PVC/FRNC accord. to test type C		
Inner conductors:	2 x 2.5 mm ² (AWG13)	2 x 4.0 mm ² (AWG12)	2 x 6.0 mm ² (AWG10)
Copper strands per cond.:	PVC: 322 x 0.10 mm	225 x 0.15 mm	84 x 0.3 mm
	FRNC: 140 x 0.15 mm		
Shielding:	Double copper spiral, counter-rotating		
Shielding factor:	100%	100%	100%
Temperature range:	-25°C...+70°C		
Fire load per m:	0.18 kWh	0.32 kWh	0.44 kWh
Weight per 1 m:	73 g	135 g	196 g
Packaging:	100 m/500 m		

ELECTRICAL DATA

Capac. cond./cond. per 1 m:	150 pF	140 pF	130 pF
Cond. resistance per 1 km:	< 7.8 Ω	< 5.0 Ω	3.3 Ω
Shield. resistance:	< 9.0 Ω	< 5.5 Ω	< 3.5 Ω
Insulat. resistance per 1 km:	> 200 MΩ	> 200 MΩ	> 200 MΩ

COLOR

COLOR	ORDER NO.
■ black, 2.5 mm ²	425-0201
■ black, 4.0 mm ²	440-0201
★ black, 2.5 mm ² , FRNC halogen-free	425-0201F
★ black, 4.0 mm ² , FRNC halogen-free	440-0201F
★ black, 6.0 mm ² , FRNC halogen-free	460-0201F



SPEAKER CABLE

TWIN-CONDUCTOR

MAJOR INVISIBLE

STAGE
 MOBILE
 STUDIO
 ELA

ANALOG
 OFC

For life underground...

or on grassy green ground, we now offer the **MAJOR INVISIBLE** loudspeaker cable from our successful OFFROAD SERIES.

We settled on this new olive green jacket color based on popular demand. This unobtrusive color makes sense, especially with outdoor installations (large events, amusement parks, Christmas fairs, Mardi Gras celebrations and open-air sporting events).

This rugged, easy-to-reel line has been custom-designed for loudspeakers and meets all special technical requirements. Low-oxygen copper stranded wires provide clearly enhanced sound and greater longevity.

Other family members of the same OFFROAD series are the **COLONEL INCREDIBLE** guitar cable and the **CAPTAIN FLEXIBLE** microphone cable.

3) battle tested speaker cable • by SOMMER CABLE GERMANY

∅ mm
7.8

mm²
2x2.5

• 2x

APPLICATIONS:

- PA systems of all kinds
- For ELA 100-volt sound systems
- Connecting hi-fi systems

PRODUCT ADVANTAGES:

- Flexible and easy to reel
- Small in diameter
- Special jacket compound for excellent longevity
- Highly affordable

FREE SAMPLE AVAILABLE!

TECHNICAL DATA

Construction:	(2LIY2.5 mm ²)Y
Diameter:	7.8 mm
Jacket material, insulation:	PVC
Inner conductors:	2 x 2.5 mm ² (AWG13)
Copper strands per conductor:	140 x 0.15 mm
Conductor insulation, diameter:	3.05 mm
Temperature range:	-30°C...+70°C
Fire load per m:	0.33 kWh
Weight per 1 m:	106 g
Packaging:	100/500 m spool

ELECTRICAL DATA

Capac. cond./cond. per 1 m:	136 pF
Cond. resistance per 1 km:	< 7.5 Ω
Insulat. resistance per 1 km:	> 5 MΩ

COLOR

■ olive green

ORDER NO.

425-008M



2 x00066

SPEAKER CABLE

MULTI-CONDUCTOR

SC-ELEPHANT SPM4025

STAGE
 MOBILE
 STUDIO
 INSTALL
 ELA
 HIFI

ANALOG
 OFC

A thick elephant skin...

surrounds our special combo cable, the **SC-ELEPHANT SPM4025** which we developed for woofer and surround system applications. The **SPM4025** has a total of 6 wires, 4 for bass with a cross-section of 4.0 mm²/AWG11 and 2 for the high frequency range with a cross-section of 2.5 mm²/AWG13. Because of stranding commonly found in hi-fi cables, the **SPM4025** shines with a crystal-clear high-frequency range and clean, dynamic lows.

8x2.5mm² • LSP-performance (OFC) • by SOMMER CABLE GERMANY

∅ mm
14.8

5
mm²
Kombi

phant

APPLICATIONS:

- Professional PA/sound reinforcement systems
- Surround-sound and sub-woofer systems
- Permanent installation in buildings

PRODUCT ADVANTAGES:

- Loss-free signal transmission due to special stranding
- Highly flexible and stage-proof, easy to reel
- Compatible with common Neutrik Speakon connectors
- Easy to use thanks to clearly numbered insulation

TECHNICAL DATA

Construction:	(2LIY2.5 mm ² + 4LIY4.0 mm ²)Y
Jacket, diameter:	PVC 14.8 mm
Jacket material, insulation:	PVC
Inner conductors:	4 x 4 mm ² (AWG11) + 2 x 2.5 mm ² (AWG13)
Copper strands per conductor:	82 x 0.245 / 84 x 0.193 mm
Conductor insulation, diameter:	3.05 / 3.75 mm
Temperature range:	-25°C...+70°C
Fire load per m:	0.76 kWh
Weight per 1 m:	380 g
Packaging:	per m

ELECTRICAL DATA

Cond. resistance per 1 km:	< 7.5 Ω
Insulat. resistance per 1 km:	> 5 MΩ
Operation voltage:	max. 300 V
Test voltage:	2 kV

COLOR

■ black

ORDER NO.

490-0051-4025



2 x00067



SPEAKER CABLE

MULTI-CONDUCTOR

SC-ELEPHANT

STAGE
 MOBILE
 STUDIO
 INSTALL
 ELA
 HIFI

ANALOG
 FRNC
 HALOGEN-FREE
 OFC

The wires are running hot...

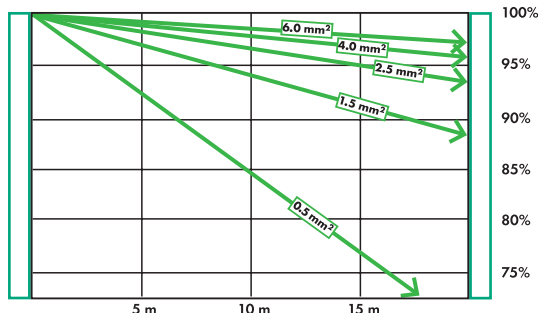
and the crowd is cheering when the speakers are turned up all the way. That's when passions are heating up, and so are the cables. This places extremely high demands on the cable. The outer jacket must be as thick as elephant skin, but it should also be flexible, robust, crush-proof, easy to reel and, of course, reusable time and again.

Compare it with other speaker cables. The **SC-ELEPHANT** will speak for itself - loud and clear!



Throw away your saw!

With the "Powercut PC85" you can make fast, clean and precise cuts (up to 6.00 mm²/AWG9)!



Power handling chart: power loss in loudspeaker cables of various cross-sections as a function of the cable length



APPLICATIONS:

- Professional PA/sound reinforcement systems
- Surround-sound and sub-woofer systems
- For permanent installation in buildings

PRODUCT ADVANTAGES:

- Loss-free transmission due to special stranding
- Highly flexible and stage-proof (PVC versions only), easy to reel
- Compatible with common Neutrik Speakon connectors
- Easy to use thanks to clearly numbered insulation



To avoid kinking, the 8-wire version, **SPM825** (PVC), comes with a special filler and a Softflex PVC jacket.

The halogen-free FRNC version **490-0051-415F** is particularly suitable for professional loudspeaker installations.

TECHNICAL DATA	SPM415	SPM425	SPM460	SPM525	SPM825
Construction:	(4LIY1.5mm ²)Y	(4LIY2.5mm ²)Y	(4LIY6.0mm ²)Y	(5LIY2.5mm ²)Y	(8LIY2.5mm ²)Y
Jacket, diameter:	PVC/FRNC: 8.6 mm	PVC: 10.2 mm FRNC: 9.0 mm	FRNC: 13.2 mm	11.5 mm	PVC: 15.3 mm FRNC: 12.5 mm
Jacket material, insulation:	Standard in PVC/ FRNC version halogen-free + flame-retardant				
Inner conductors:	4 x 1.5 mm ² (AWG15)	4 x 2.5 mm ² (AWG13)	4 x 6.00 mm ² (AWG10)	5 x 2.5 mm ² (AWG13)	8 x 2.5 mm ² (AWG13)
Copper strands per conductor:	84 x 0.15 mm	78 x 0.20 mm	84 x 0.30 mm	78 x 0.20 mm	78 x 0.20 mm
Conductor insulation, Ø:	2.6 mm	3.05 mm	3.05 mm	3.05 mm	3.25 mm
Temperature range:	-25°C...+70°C	-25°C...+70°C	-25°C...+70°C	-25°C...+70°C	-25°C...+70°C
Fire load per m:	0.58 kWh	0.80 kWh	1.4 kWh	0.95 kWh	1.9 kWh
Weight per 1 m:	120 g	180 g		228 g	354 g
Jacket color:	■ black	■ black	■ black	■ black	■ black
Packaging:	per m	per m	per m	per m	per m

ELECTRICAL DATA

Cond. resistance per 1 km:	< 12.6 Ω	< 7.7 Ω	< 3.3 Ω	< 7.7 Ω	< 7.6 Ω
Insulat. resistance per 1 km:	> 5 MΩ	> 5 MΩ	> 5 MΩ	> 5 MΩ	> 5 MΩ
Operation/test voltage:	max. 300 V/2 kV	max. 300 V/2 kV	max. 300 V/2 kV	max. 300 V/2 kV	max. 300 V/2 kV

ORDER NO.	■ PVC	490-0051-415	490-0051-425	-	490-0051-525	490-0351-825
ORDER NO.	★ FRNC	490-0051-415F	490-0051-425F	490-0051-460F NEW!	-	490-0051-825F



SPEAKER CABLE

MULTI-CONDUCTOR

SC-ELEPHANT ROBUS

STAGE
 MOBILE
 STUDIO
 INSTALL
 ELA
 HIFI
 ANALOG
 FRNC
 HALOGEN-FREE
 PUR
 OFC

Extra rugged for daily stage use...

we improved the jacket stability on the 4.0 mm²/AWG11 **SC-ELEPHANT** series.

Furthermore, it is flexible, robust, crush-resistant, easy to reel and, of course, reusable time and time again. Now the jacket surface is also slick and easy to keep clean. We have customized the outer wire diameter to make it easy to work with common speaker multi-pin connectors (CA-COM 8-pin, NL8, LKS19, EP5).

A particular highlight of the **SC-ELEPHANT SPM1640** is its capacity to handle 8 speaker lines in only one cable. A number of tailor-made prefab cable solutions can be found under "Multicore & Power Distribution Systems."

Ø mm

11.0

Ø mm

12.5

Ø mm

17.7

Ø mm

20.5

mm²

4x4

mm²

5x4

mm²

8x4

mm²

16x4

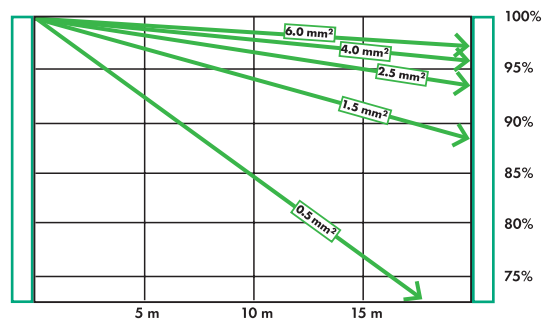
FREE SAMPLE AVAILABLE!

APPLICATIONS:

- Professional PA/sound reinforcement systems

PRODUCT ADVANTAGES:

- Loss-free transmission due to special wire stranding
- Highly flexible and stage-ready, easy to reel
- Compatible with CA-COM 8-pin, NL8, LKS19, and EP5 connectors
- Easy to work with thanks to good insulation and clear numeric identification
- PUR version transversely watertight



Power handling chart: power loss in loudspeaker cables as a function of the cable length



To avoid kinking, we have provided the 8-wire version, **SPM840** (PVC), with a special filler and a Soffflex PVC jacket.

Power cables see: "Bulk cable - Various".

TECHNICAL DATA	SPM440 (4LIY4.0mm ²)Y	SPM540 (5LIY4.0mm ²)Y	SPM840 (8LIY4.0mm ²)Y	SPM1640 (16LIY4.0mm ²)Y
Construction:	(4LIY4.0mm ²)Y	(5LIY4.0mm ²)Y	(8LIY4.0mm ²)Y	(16LIY4.0mm ²)Y
Jacket, diameter:	11.0 mm	12.5 mm	18.5 mm / FRNC: 15.6 mm	20.5 mm
Jacket material, insulation:	Standard in PVC / FRNC version halogen-free + flame-retardant			
Inner conductors:	4 x 4 mm ² (AWG11)	5 x 4 mm ² (AWG11)	8 x 4 mm ² (AWG11)	16 x 4 mm ² (AWG11)
Copper strands per conductor:	224 x 0.15 mm	224 x 0.15 mm	128 x 0.20 mm	133 x 0.195 mm
Conductor insulation, Ø:	3.75 mm	3.75 mm	3.75 mm	3.65 mm
Temperature range:	PVC+FRNC: -25°C...+70°C / PUR: -30°C...+70°C			
Fire load per m:	0.85 kWh	1.10 kWh	2.25 kWh	2.70 kWh
Weight per 1 m:	246 g	320 g	570 g	932 g
Jacket color:	PVC+FRNC: ■ black			
Packaging:	per m	per m	per m	per m
ELECTRICAL DATA				
Cond. resistance per 1 km:	< 4.5 Ω	< 4.5 Ω	< 4.5 Ω	< 4.5 Ω
Insulat. resistance per 1 km:	> 5 MΩ	> 5 MΩ	> 5 MΩ	> 5 MΩ
Operation/test voltage:	PVC+FRNC: max. 300 V/2 kV			

ORDER NO. ■ PVC 490-0051-440 490-0051-540 490-0351-840 490-0051-1640

ORDER NO. ★ FRNC 490-0051-440F 490-0051-840F

ORDER NO. ★ PUR 490-0251-440



x00069